


***FINANCIAL REPORTS
FOR THE MONTH OF
AUGUST, 2018***

***BRADFORD
EXEMPTED VILLAGE
SCHOOL DISTRICT***



Date: 09/05/2018
Time: 5:32 am

BRADFORD EXEMPTED VILLAGE SD
Financial Report by Fund
CASH CONTROL

Begin Balance	MTD Receipts	FYTD Receipts	MTD Expenditures	FYTD Expenditures	Current Fund Balance	Current Encumbrances	Unencumbered Fund Balance
TOTAL FOR Fund 001 - GENERAL:							
5,940,415.63	698,628.89	1,630,463.51	633,744.39	1,154,120.68	6,416,758.46	1,193,288.93	5,223,469.53
TOTAL FOR Fund 002 - BOND RETIREMENT:							
170,889.65	37,559.43	37,559.43	750.30	750.30	207,698.78	0.00	207,698.78
TOTAL FOR Fund 003 - PERMANENT IMPROVEMENT:							
441,263.90	0.00	0.00	0.00	0.00	441,263.90	0.00	441,263.90
TOTAL FOR Fund 006 - FOOD SERVICE:							
91,719.10	6,335.91	6,771.38	22,444.86	33,341.73	65,148.75	7,561.65	57,587.10
TOTAL FOR Fund 007 - SPECIAL TRUST:							
34,506.36	0.00	0.00	0.00	750.00	33,756.36	7,500.00	26,256.36
TOTAL FOR Fund 008 - ENDORSEMENT:							
54,575.24	97.04	191.18	0.00	0.00	54,766.42	1,000.00	53,766.42
TOTAL FOR Fund 018 - PUBLIC SCHOOL SUPPORT:							
33,585.67	1,322.00	1,322.00	766.56	2,431.94	32,475.73	2,954.13	29,521.60
TOTAL FOR Fund 019 - OTHER GRANT:							
22,207.17	1,100.00	1,102.85	0.00	0.00	23,310.02	4,037.93	19,272.09
TOTAL FOR Fund 022 - DISTRICT AGENCY:							
1,439.50	0.00	0.00	0.00	0.00	1,439.50	0.00	1,439.50
TOTAL FOR Fund 034 - CLASSROOM FACILITIES MAINT.:							
440,920.84	7,190.54	7,190.54	143.17	143.17	447,968.01	0.00	447,968.01
TOTAL FOR Fund 200 - STUDENT MANAGED ACTIVITY:							
28,981.13	908.00	908.00	14.50	1,307.00	28,582.13	3,318.95	25,263.18
TOTAL FOR Fund 300 - DISTRICT MANAGED ACTIVITY:							
23,892.11	47,360.59	47,380.24	8,866.82	11,103.05	60,169.30	47,190.69	12,978.61
TOTAL FOR Fund 499 - MISCELLANEOUS STATE GRANT FUN:							
0.00	0.00	147.50	0.00	0.00	147.50	0.00	147.50
TOTAL FOR Fund 572 - TITLE I DISADVANTAGED CHILDRE:							
148.94	15,000.00	15,336.90	4,444.83	4,444.83	11,041.01	0.00	11,041.01
TOTAL FOR Fund 599 - MISCELLANEOUS FED. GRANT FUND:							
15,524.23	0.00	19,516.08	12,140.15	12,140.15	22,900.16	18,519.10	4,381.06
GRAND TOTALS:							
7,300,069.27	815,502.40	1,767,889.61	683,315.58	1,220,532.85	7,847,426.03	1,285,371.38	6,562,054.65

Date: 09/05/2018
 Time: 5:32 am

BRADFORD EXEMPTED VILLAGE SD
 Financial Detail Report for 08/01/2018 - 08/31/2018 by FUND-SCC
 Called from FINSUM to check balances

	Begin Balance	Receipts	Expenditures	End Balance
TOTAL FOR FUND-SCC 001 0000 (GENERAL FUND):	6,188,492.62	695,756.39	613,828.37	6,270,420.64
TOTAL FOR FUND-SCC 001 9000 (GENERAL):	5,151.82	0.00	0.00	5,151.82
TOTAL FOR FUND-SCC 001 9002 (SED BUS PURCHASE SET-ASIDES DARKE CO):	31,156.92	0.00	0.00	31,156.92
TOTAL FOR FUND-SCC 001 9003 (MH BUS PURCHASE SET-ASIDES - DARKE CO)	66,502.99	0.00	0.00	66,502.99
TOTAL FOR FUND-SCC 001 9045 (GENERAL):	33,094.47	2,433.66	0.00	35,528.13
TOTAL FOR FUND-SCC 001 9121 (TEXTBOOK AND INSTRUCTIONAL MATERIALS S	109,538.73	0.00	1,267.42	108,271.31
TOTAL FOR FUND-SCC 001 9122 (CAPITAL MAINTENANCE SET-ASIDES):	270,594.99-	0.00	2,281.66	272,876.65-
TOTAL FOR FUND-SCC 001 9125 (Cafeteria Plan Refunds):	651.98	0.00	0.00	651.98
TOTAL FOR FUND-SCC 001 9194 (GENERAL FUND - STATE BUS PURCHASE ALLO	4,229.48	0.00	0.00	4,229.48
TOTAL FOR FUND-SCC 001 9195 (GENERAL FUND - PARITY):	116,690.81	0.00	0.00	116,690.81
TOTAL FOR FUND-SCC 001 9215 (BOOSTER CLUB MONEY FOR FOOD ACTIVITIES	0.00	425.59	425.59	0.00
TOTAL FOR FUND-SCC 001 9222 (GENERAL):	230.83	13.25	0.00	244.08
TOTAL FOR FUND-SCC 001 9318 (PETTY CASH ACCOUNTS):	0.00	0.00	100.00	100.00-
TOTAL FOR FUND-SCC 001 9320 (GENERAL):	30.00	0.00	0.00	30.00
TOTAL FOR FUND-SCC 001 9412 (GENERAL STATE SETASIDE):	113,345.65	0.00	0.00	113,345.65
TOTAL FOR FUND-SCC 001 9718 (GENERAL):	46,647.35-	0.00	15,841.35	62,488.70-
TOTAL FOR FUND-SCC 002 0000 (BOND RETIREMENT 4.12 MILLS BOND REG/BL	146,680.65	32,988.74	700.03	178,969.36
TOTAL FOR FUND-SCC 002 9020 (BOND RETIREMENT .58 MILLS BOND SITE 20	24,209.00	4,570.69	50.27	28,729.42
TOTAL FOR FUND-SCC 003 0000 (PERMANENT IMPROVEMENT FUND):	441,263.90	0.00	0.00	441,263.90
TOTAL FOR FUND-SCC 006 0000 (LUNCHROOM/FOOD SERVICE):	81,257.70	6,335.91	22,364.86	65,228.75
TOTAL FOR FUND-SCC 006 9318 (PETTY CASH ACCOUNTS):	0.00	0.00	80.00	80.00-
TOTAL FOR FUND-SCC 007 9000 (UNCLAIMED FUNDS):	489.73	0.00	0.00	489.73
TOTAL FOR FUND-SCC 007 9900 (BRADFORD FIRE & RESCUE SCHOLARSHIP):	500.00-	0.00	0.00	500.00-
TOTAL FOR FUND-SCC 007 9901 (CREIGLOW SCHOLARSHIP FUND):	750.00	0.00	0.00	750.00
TOTAL FOR FUND-SCC 007 9902 (BLESSSED DIRECTION INC. SCHOLARSHIP):	5,000.00	0.00	0.00	5,000.00
TOTAL FOR FUND-SCC 007 9903 (MAX WEAVER SCHOLARSHIP FUND):	500.00	0.00	0.00	500.00

Date: 09/05/2018
 Time: 5:32 am

BRADFORD EXEMPTED VILLAGE SD
 Financial Detail Report for 08/01/2018 - 08/31/2018 by FUND-SCC
 Called from FINSUM to check balances

	Begin Balance	Receipts	Expenditures	End Balance
TOTAL FOR FUND-SCC 007 9905 (MISC SCHOLARSHIP DONATIONS):	3,250.00-	0.00	0.00	3,250.00-
TOTAL FOR FUND-SCC 007 9906 (COVINGTON EAGLES SCHOLARSHIP FUND):	3,774.62	0.00	0.00	3,774.62
TOTAL FOR FUND-SCC 007 9907 (PEPSI AND COCA-COLA SCHOLARSHIP FUNDS)	2,500.00	0.00	0.00	2,500.00
TOTAL FOR FUND-SCC 007 9908 (RICHARD "DICK" HARNON SCHOLARSHIP FUND	25,500.00	0.00	0.00	25,500.00
TOTAL FOR FUND-SCC 007 9909 (VERNON LINDEMAN LINEKAW SCHOLARSHIP):	1,000.00	0.00	0.00	1,000.00
TOTAL FOR FUND-SCC 007 9912 (HAROLD MARKER SCHOLARSHIP FUND):	2,000.00	0.00	0.00	2,000.00
TOTAL FOR FUND-SCC 007 9996 (PRODUCTION PAINT FINISHERS GRANT/SPECI	4,007.99-	0.00	0.00	4,007.99-
TOTAL FOR FUND-SCC 008 0000 (MADE KINDERGARTEN):	10,314.58	18.31	0.00	10,332.89
TOTAL FOR FUND-SCC 008 9202 (BEARD ENDOWMENT):	44,354.80	78.73	0.00	44,433.53
TOTAL FOR FUND-SCC 018 9110 (PRINCIPAL FUND - ELEMENTARY):	13,668.81	818.14	481.56	14,005.39
TOTAL FOR FUND-SCC 018 9113 (ELEMENTARY PRINCIPAL -BOX TOPS):	13,216.28	0.00	0.00	13,216.28
TOTAL FOR FUND-SCC 018 9130 (HIGH SCHOOL PRINCIPAL FUND):	2,597.20	503.86	285.00	2,816.06
TOTAL FOR FUND-SCC 018 9131 (HIGH SCHOOL PRINCIPAL (AFTER PROM) FUN	250.00	0.00	0.00	250.00
TOTAL FOR FUND-SCC 018 9222 (HIGH SCHOOL PRINCIPAL FUND LIBRARY):	2,188.00	0.00	0.00	2,188.00
TOTAL FOR FUND-SCC 019 0000 (OTHER GRANT):	2.85	0.00	0.00	2.85
TOTAL FOR FUND-SCC 019 9001 (SHOPA KIDS IN NEED FOUNDATION GRANT):	0.35	0.00	0.00	0.35
TOTAL FOR FUND-SCC 019 9003 (MIAMI COUNTY FOUNDATION-FEELING GOOD M	1.84	0.00	0.00	1.84
TOTAL FOR FUND-SCC 019 9004 (RADIO & TEL NEWS DIRECTORS FOUND MEDIA	174.02	0.00	0.00	174.02
TOTAL FOR FUND-SCC 019 9005 (ECO GARDEN GRANT MIAMI COUNTY PARK DIS	500.00	0.00	0.00	500.00
TOTAL FOR FUND-SCC 019 9007 (REED - VALEDICTORIAN/MEMORIAL):	309.58	0.00	0.00	309.58
TOTAL FOR FUND-SCC 019 9008 (MIAMI COUNTY FOUNDATION ECO GARDEN GRA	3.75	0.00	0.00	3.75
TOTAL FOR FUND-SCC 019 9009 (ELEMENTARY ART - TROY FOUNDATION):	12.91	0.00	0.00	12.91
TOTAL FOR FUND-SCC 019 9011 (MIAMI COUNTY FOUNDATION ALL ABOARD PRO	102.22	0.00	0.00	102.22
TOTAL FOR FUND-SCC 019 9012 (MAC GRANT):	1,093.18	0.00	0.00	1,093.18
TOTAL FOR FUND-SCC 019 9015 (MIAMI COUNTY FOUNDATION ELEMENTARY GRA	20.25	0.00	0.00	20.25
TOTAL FOR FUND-SCC 019 9017 (EAGLES-COVINGTON DONATION):	5,927.64	0.00	0.00	5,927.64

Date: 09/05/2018
 Time: 5:32 am

BRADFORD EXEMPTED VILLAGE SD
 Financial Detail Report for 08/01/2018 - 08/31/2018 by FUND-SCC
 Called from FINSUM to check balances

Page: 3
 (FINDET)

	Begin Balance	Receipts	Expenditures	End Balance
TOTAL FOR FUND-SCC 019 9018 (MIAMI COUNTY FOUNDATION-ART DISCOVERY	512.62	0.00	0.00	512.62
TOTAL FOR FUND-SCC 019 9022 (MISCELLANEOUS FIELD TRIP GRANTS):	758.76	0.00	0.00	758.76
TOTAL FOR FUND-SCC 019 9023 (VIVIAN RUSSELL KINDERGARTEN FUND):	57.87	0.00	0.00	57.87
TOTAL FOR FUND-SCC 019 9024 (ANNA BIER ART GRANT):	593.99	0.00	0.00	593.99
TOTAL FOR FUND-SCC 019 9026 (BELIEVE IN OHIO GRANT):	67.65	0.00	0.00	67.65
TOTAL FOR FUND-SCC 019 9131 (MIAMI COUNTY FOUNDATION SEMI-ANNUAL GR	1,560.54	0.00	0.00	1,560.54
TOTAL FOR FUND-SCC 019 9181 (MIAMI COUNTY PARKS - GIZMOS GRANT):	2,200.00	0.00	0.00	2,200.00
TOTAL FOR FUND-SCC 019 9182 (Miami County Parks-7th Growth Mindsets	1,750.00	0.00	0.00	1,750.00
TOTAL FOR FUND-SCC 019 9222 (OTHER GRANT LIBRARY):	10.00	0.00	0.00	10.00
TOTAL FOR FUND-SCC 019 9230 (OTHER GRANT):	150.00	0.00	0.00	150.00
TOTAL FOR FUND-SCC 019 9410 (GRANT FROM DARKE COUNTY FOUNDATION):	0.00	1,100.00	0.00	1,100.00
TOTAL FOR FUND-SCC 019 9517 (OTHER GRANT):	6,400.00	0.00	0.00	6,400.00
TOTAL FOR FUND-SCC 022 0000 (OHSAA TOURNAMENT ACCOUNTS):	399.54	0.00	0.00	399.54
TOTAL FOR FUND-SCC 022 9718 (DISTRICT AGENCY):	1,039.96	0.00	0.00	1,039.96
TOTAL FOR FUND-SCC 034 0000 (CLASSROOM FAC. MAINT.):	440,924.63	7,148.01	143.17	447,929.47
TOTAL FOR FUND-SCC 034 9045 (MAINTENANCE FUND DELINQUENCIES):	596.01	42.53	0.00	638.54
TOTAL FOR FUND-SCC 200 9000 (MULTIPLE DISABILITIES CLASS):	2,499.44	0.00	0.00	2,499.44
TOTAL FOR FUND-SCC 200 9018 (CLASS OF 2018):	308.56	0.00	0.00	308.56
TOTAL FOR FUND-SCC 200 9019 (CLASS OF 2019):	1,542.34	0.00	0.00	1,542.34
TOTAL FOR FUND-SCC 200 9020 (CLASS OF 2020):	1,018.15	0.00	0.00	1,018.15
TOTAL FOR FUND-SCC 200 9021 (Class of 2021):	1,402.05	0.00	0.00	1,402.05
TOTAL FOR FUND-SCC 200 9119 (POWER OF THE PEN):	280.00	0.00	0.00	280.00
TOTAL FOR FUND-SCC 200 9128 (SPANISH CLUB):	28.73	0.00	0.00	28.73
TOTAL FOR FUND-SCC 200 9130 (MUSE MACHINE):	2,001.22	0.00	0.00	2,001.22
TOTAL FOR FUND-SCC 200 9131 (DRAMA CLUB):	6,099.49	0.00	0.00	6,099.49
TOTAL FOR FUND-SCC 200 9133 (GLEE CLUB):	368.65	0.00	0.00	368.65

Date: 09/05/2018
 Time: 5:32 am

BRADFORD EXEMPTED VILLAGE SD
 Financial Detail Report for 08/01/2018 - 08/31/2018 by FUND-SCC
 Called from FINSUM to check balances

	Begin Balance	Receipts	Expenditures	End Balance
TOTAL FOR FUND-SCC 200 9330 (FUTURE FARMERS OF AMERICA):	3,533.51	168.00	14.50	3,687.01
TOTAL FOR FUND-SCC 200 9400 (HIGH SCHOOL MUSIC DEPARTMENT):	571.12	0.00	0.00	571.12
TOTAL FOR FUND-SCC 200 9610 (ELEMENTARY STUDENT COUNCIL):	648.32	0.00	0.00	648.32
TOTAL FOR FUND-SCC 200 9630 (HIGH SCHOOL STUDENT COUNCIL):	1,179.06	0.00	0.00	1,179.06
TOTAL FOR FUND-SCC 200 9680 (YEARBOOK):	6,529.26	740.00	0.00	7,269.26
TOTAL FOR FUND-SCC 200 9710 (NATIONAL HONOR SOCIETY):	321.27-	0.00	0.00	321.27-
TOTAL FOR FUND-SCC 300 9001 (HIGH SCHOOL ART):	721.58	0.00	0.00	721.58
TOTAL FOR FUND-SCC 300 9002 (WASHINGTON DC TRIP - 8TH GRADE):	8,441.78	1,606.58	0.00	10,048.36
TOTAL FOR FUND-SCC 300 9004 (MEDIA-TECH CLASS):	5.57	0.00	0.00	5.57
TOTAL FOR FUND-SCC 300 9500 (ATHLETIC DIRECTOR):	11,756.60	45,754.01	8,866.82	48,643.79
TOTAL FOR FUND-SCC 300 9501 (ATHLETIC DIRECTOR FSN):	750.00	0.00	0.00	750.00
TOTAL FOR FUND-SCC 499 9718 (MISC. STATE GRANT):	147.50	0.00	0.00	147.50
TOTAL FOR FUND-SCC 572 0000 (TITLE I):	485.84	0.00	0.00	485.84
TOTAL FOR FUND-SCC 572 9819 (TITLE ONE 2018-2019 SCHOOL YEAR):	0.00	15,000.00	4,444.83	10,555.17
TOTAL FOR FUND-SCC 599 0000 (OTHER MISC FEDERAL GRANTS):	51.31	0.00	0.00	51.31
TOTAL FOR FUND-SCC 599 9118 (MISC. FED. GRANT):	0.00	0.00	10,155.15	10,155.15-
TOTAL FOR FUND-SCC 599 9718 (MISC. FED. GRANT):	8,116.00	0.00	0.00	8,116.00
TOTAL FOR FUND-SCC 599 9917 (REAP FY2017):	2,535.00	0.00	1,985.00	550.00
TOTAL FOR FUND-SCC 599 9918 (REAP GRANT FOR 2017-2018):	24,338.00	0.00	0.00	24,338.00

Date: 09/05/2018
Time: 5:32 am

BRADFORD EXEMPTED VILLAGE SD
Financial Detail Report for 08/01/2018 - 08/31/2018 by FUND-SCC
Called from FINSUM to check balances

Page: 5
(FINDET)

Begin Balance	Receipts	Expenditures	End Balance
7,715,239.21	815,502.40	683,315.58	7,847,426.03

GRAND TOTALS:

DEPOSITORY	MONTH OF AUGUST		VARIANCE
	JULY	AUGUST	
FIRST FINANCIAL BANK	0	15	\$ 15.00
COVINGTON SAVINGS & LOAN	\$ 138,076.76	\$ 140,946.54	\$ (4,215.00)
COVINGTON SAVINGS & LOAN	\$ 500.01	\$ 3,860.02	\$ 3,360.01 ok
GREENVILLE NATIONAL BANK	\$ 1,000.00	\$ 1,000.00	\$ -
SECOND NATIONAL BANK	\$ 731,390.66	\$ 734,685.45	\$ 3,294.79 ok
STAR OHIO	\$ 2,872,437.65	\$ 2,990,676.21	\$ 118,238.56 ok
STAR OHIO PLUS	\$ 2,471,834.13	\$ 2,476,242.81	\$ 4,408.68 ok
			\$ -
	\$ 6,215,239.21	\$ 6,347,426.03	\$ 132,186.82
			\$ -
			\$ -
CDARS	\$ 1,500,000.00	\$ 1,500,000.00	\$ -
PETTY CASH	\$ -	\$ 100.00	\$ 100.00 memo
LIBRARY CHANGE FUND	\$ -	\$ -	\$ -
CAFETERIA CHANGE FUND	\$ -	\$ 80.00	\$ 80.00 memo
ATHLETIC CHANGE FUND	\$ 7,715,239.21	\$ 7,847,426.03	\$ 1,500.00 memo
			\$ 132,186.82
			\$ -
			\$ 7,847,426.03

DATE: 09/04/2018
TIME: 15:23

BRADFORD EXEMPTED VILLAGE SD
CASH RECONCILIATION AS OF 08/31/2018

PAGE: 1
(USAEMSED)

	SUB-TOTALS	TOTALS
	-----	-----
Gross Depository Balances:		
SECOND NATIONAL BANK	\$ 734,685.45	
COVINGTON SAVINGS & LOAN	194,263.14	
COVINGTON SAVINGS & LOAN-ATHLETI	4,080.02	
STAR OHIO	2,990,676.21	
STAR OHIO PLUS	2,476,242.81	
FIRST FINANCIAL BANK	155.48	
GREENVILLE NATIONAL BANK	46,355.24	

Total Depository Balances (Gross)		\$ 6,446,458.35
Adjustments to Bank Balance:		
Cash in Transit to Bank	\$ 0.00	
Outstanding Checks	99,032.32-	
Adjustments	0.00	


Total Adjustments to Bank Balance		99,032.32-
Investments:		
Treasury Bonds and Notes	\$ 0.00	
Certificate of Deposits	1,500,000.00	
Other Securities	0.00	
Other Investments:		

Total Investments		1,500,000.00
Cash on Hand:		
Petty Cash:		
Change Cash:		
Cash with Fiscal Agent	0.00	

Total Cash on Hand		0.00

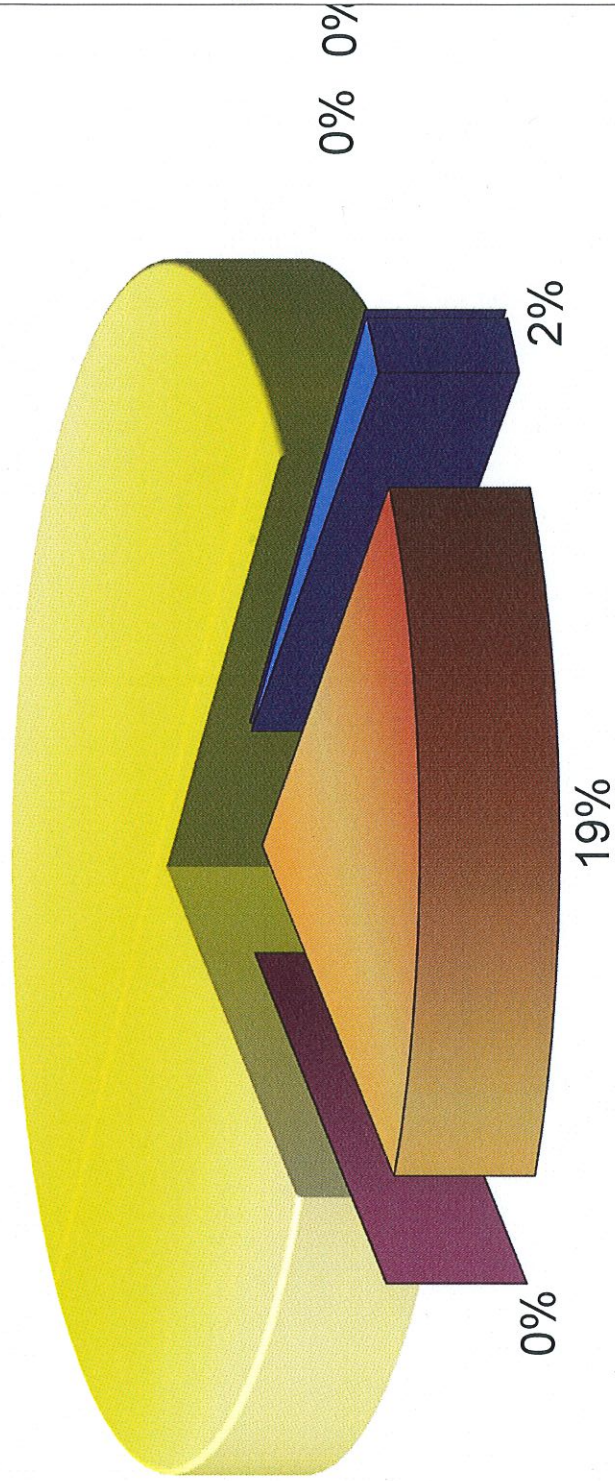
Total Balances		\$ 7,847,426.03
		=====
Total Fund Balance		\$ 7,847,426.03
		=====
Depository Clearance Accounts:		

Total Clearance Account Balances		\$ 0.00



Treasurer

INVESTMENT AUGUST 2018 79%



CD'S

US AGENCIES

MONEY MARKETS

MUTUAL FUND

DATE: 09/05/18
 TIME: 05:47

BRADFORD EXEMPTED VILLAGE SD
 MONTHLY STATEMENT BOARD/ACTIVITY ACCOUNTS - AUGUST

FUND/SCC	DESCRIPTION	LAST MONTH'S BALANCE	CURRENT RECEIPTS	CURRENT EXPENDITURES	CURRENT CASH BALANCE
001 0000	GENERAL FUND	6,188,492.62	695,756.39	613,828.37	6,270,420.64
001 9000	GENERAL	5,151.82	0.00	0.00	5,151.82
001 9002	SED BUS PURCHASE SET-ASIDES DARKE CO	31,156.92	0.00	0.00	31,156.92
001 9003	MH BUS PURCHASE SET-ASIDES - DARKE CO	66,502.99	0.00	0.00	66,502.99
001 9045	GENERAL	33,094.47	2,433.66	0.00	35,528.13
001 9121	TEXTBOOK AND INSTRUCTIONAL MATERIALS SET-ASID	109,538.73	0.00	1,267.42	108,271.31
001 9122	CAPITAL MAINTENANCE SET-ASIDES	270,594.99	0.00	2,281.66	272,876.65
001 9125	Cafeteria Plan Refunds	651.98	0.00	0.00	651.98
001 9194	GENERAL FUND - STATE BUS PURCHASE ALLOWANCE	4,229.48	0.00	0.00	4,229.48
001 9195	GENERAL FUND - PARITY	116,690.81	0.00	0.00	116,690.81
001 9215	BOOSTER CLUB MONEY FOR FOOD ACTIVITIES	0.00	425.59	425.59	0.00
001 9222	GENERAL	230.83	13.25	0.00	244.08
001 9318	PETTY CASH ACCOUNTS	0.00	0.00	100.00	100.00
001 9320	GENERAL	30.00	0.00	0.00	30.00
001 9412	GENERAL STATE SETASIDE	113,345.65	0.00	0.00	113,345.65
001 9718	GENERAL	46,647.35	0.00	0.00	46,647.35
002 0000	BOND RETIREMENT 4.12 MILLS BOND REG/BLDG 2020	146,680.65	32,988.74	15,841.35	62,488.70
002 9020	BOND RETIREMENT .58 MILLS BOND SITE 2020	24,209.00	4,570.69	700.03	178,969.36
003 0000	PERMANENT IMPROVEMENT FUND	441,263.90	0.00	50.27	28,729.42
006 0000	LUNCHROOM/FOOD SERVICE	81,257.70	6,335.91	22,364.86	65,228.75
006 9318	PETTY CASH ACCOUNTS	0.00	0.00	80.00	80.00
007 9000	UNCLAIMED FUNDS	489.73	0.00	0.00	489.73
007 9900	BRADFORD FIRE & RESCUE SCHOLARSHIP	500.00	0.00	0.00	500.00
007 9901	CREIGLOW SCHOLARSHIP FUND	750.00	0.00	0.00	750.00
007 9902	BLESSED DIRECTION INC. SCHOLARSHIP	5,000.00	0.00	0.00	5,000.00
007 9903	MAX WEAVER SCHOLARSHIP FUND	500.00	0.00	0.00	500.00
007 9904	CLASS OF 1957 SCHOLARSHIP FUND	0.00	0.00	0.00	0.00
007 9905	MISC SCHOLARSHIP DONATIONS	3,250.00	0.00	0.00	3,250.00
007 9906	COVINGTON EAGLES SCHOLARSHIP FUND	3,774.62	0.00	0.00	3,774.62
007 9907	PEPSI AND COCA-COLA SCHOLARSHIP FUNDS	2,500.00	0.00	0.00	2,500.00
007 9908	RICHARD "DICK" HARMON SCHOLARSHIP FUND	25,500.00	0.00	0.00	25,500.00
007 9909	VERNON LINDEMAN LINEMAN SCHOLARSHIP	1,000.00	0.00	0.00	1,000.00
007 9910	AAA SCHOLARSHIP FUND	0.00	0.00	0.00	0.00
007 9911	RAY PRUITT SCHOLARSHIP FUND	0.00	0.00	0.00	0.00
007 9912	HAROLD MARKER SCHOLARSHIP FUND	2,000.00	0.00	0.00	2,000.00
007 9994	BRADFORD EDUCATION ASSN. SCHOLARSHIP FUND	0.00	0.00	0.00	0.00
007 9996	PRODUCTION PAINT FINISHERS GRANT/SPECIAL TRUS	4,007.99	0.00	0.00	4,007.99
008 0000	WADE KINDERGARTEN	10,314.58	18.31	0.00	10,332.89
008 9202	BEARD ENDOWMENT	44,354.80	78.73	0.00	44,433.53
010 0000	CLASSROOM FACILITIES	0.00	0.00	0.00	0.00
018 0000	PUBLIC SUPPORT SCHOOL FUND	31,920.29	1,322.00	766.56	32,475.73
019 0000	OTHER GRANT	2.85	0.00	0.00	2.85
019 9001	SHOPA KIDS IN NEED FOUNDATION GRANT	0.35	0.00	0.00	0.35
019 9002	MIAMI COUNTY FOUNDATION -HS MUSIC DEPARTMENT	0.00	0.00	0.00	0.00
019 9003	MIAMI COUNTY FOUNDATION-FEELING GOOD MILE HIG	1.84	0.00	0.00	1.84
019 9004	RADIO & TEL NEWS DIRECTORS FOUND MEDIA TECH	174.02	0.00	0.00	174.02
019 9005	ECO GARDEN GRANT MIAMI COUNTY PARK DISTRICT	500.00	0.00	0.00	500.00
019 9006	ECO GARDEN GRANT- TROY FOUNDATION	0.00	0.00	0.00	0.00
019 9007	REED - VALEDICTORIAN/MEMORIAL	309.58	0.00	0.00	309.58
019 9008	MIAMI COUNTY FOUNDATION ECO GARDEN GRANT	3.75	0.00	0.00	3.75
019 9009	ELEMENTARY ART - TROY FOUNDATION	12.91	0.00	0.00	12.91
019 9011	MIAMI COUNTY FOUNDATION ALL ABOARD PROGRAM	102.22	0.00	0.00	102.22

FUND/SCC	DESCRIPTION	LAST MONTH'S BALANCE	CURRENT RECEIPTS	CURRENT EXPENDITURES	CURRENT CASH BALANCE
019 9012	MAC GRANT	1,093.18	0.00	0.00	1,093.18
019 9013	ALL-ABOARD- OTHER GRANT	0.00	0.00	0.00	0.00
019 9014	TROY FOUNDATION SUMMER ART CAMP	0.00	0.00	0.00	0.00
019 9015	MIAMI COUNTY FOUNDATION ELEMENTARY GRANT	20.25	0.00	0.00	20.25
019 9016	PTO-ELEMENTARY TECHNOLOGY GRANT	0.00	0.00	0.00	0.00
019 9017	EAGLES-COVINGTON DONATION	5,927.64	0.00	0.00	5,927.64
019 9018	MIAMI COUNTY FOUNDATION-ART DISCOVERY CAMP	512.62	0.00	0.00	512.62
019 9019	MIAMI COUNTY FOUNDATION FALL/ELE HEALTH	0.00	0.00	0.00	0.00
019 9020	MIAMI COUNTY FOUNDATION MEDIA CENTER GRANT	0.00	0.00	0.00	0.00
019 9021	TROY FOUNDATION FIELD TRIP GRANT	0.00	0.00	0.00	0.00
019 9022	MISCELLANEOUS FIELD TRIP GRANTS	758.76	0.00	0.00	758.76
019 9023	VIVIAN RUSSELL KINDERGARTEN FUND	57.87	0.00	0.00	57.87
019 9024	ANNA BIER ART GRANT	593.99	0.00	0.00	593.99
019 9025	COMMUNITY BLOOD CENTER GRANT	0.00	0.00	0.00	0.00
019 9026	BELIEVE IN OHIO GRANT	67.65	0.00	0.00	67.65
019 9027	TRI-COUNTY BOARD OF REC AND MENTAL HEALTH GRA	0.00	0.00	0.00	0.00
019 9131	MIAMI COUNTY FOUNDATION SEMI-ANNUAL GRANT	1,560.54	0.00	0.00	1,560.54
019 9132	OTHER GRANT RENAISSANCE	0.00	0.00	0.00	0.00
019 9181	MIAMI COUNTY PARKS - GIZMOS GRANT	2,200.00	0.00	0.00	2,200.00
019 9182	Miami County Parks-7th Growth Mindsets	1,750.00	0.00	0.00	1,750.00
019 9222	OTHER GRANT LIBRARY	10.00	0.00	0.00	10.00
019 9230	OTHER GRANT	150.00	0.00	0.00	150.00
019 9410	GRANT FROM DARKE COUNTY FOUNDATION	0.00	1,100.00	0.00	1,100.00
019 9517	OTHER GRANT	6,400.00	0.00	0.00	6,400.00
020 9989	EARLY CHILDHOOD/PRE-SCHOOL	399.54	0.00	0.00	399.54
022 0000	OHSAA TOURNAMENT ACCOUNTS	1,039.96	0.00	0.00	1,039.96
022 9718	DISTRICT AGENCY	440,324.63	7,148.01	143.17	447,329.47
034 0000	CLASSROOM FAC. MAINT.	596.01	42.53	0.00	638.54
034 9045	MAINTENANCE FUND DELINQUENCIES	27,688.63	908.00	14.50	28,582.13
200	ACTIVITY FUND	21,675.53	47,360.59	8,866.82	60,169.30
300	ATHLETIC/MUSIC FUND	0.00	0.00	0.00	0.00
416 9205	STUDENT INTERVENTION 9-10 GRADE PROF DEVELOP	0.00	0.00	0.00	0.00
416 9906	STUDENT INTERVENION GRADE 9-10 PROF DEVELOP	0.00	0.00	0.00	0.00
432 9006	EMIS FY 2006	0.00	0.00	0.00	0.00
432 9204	MANAGE. INFO. SYS. FUND	0.00	0.00	0.00	0.00
432 9205	MANGED INFO SYSTEM STATE FY 2005	0.00	0.00	0.00	0.00
432 9206	MANAGE. INFO. SYS. FUND	0.00	0.00	0.00	0.00
432 9207	MANAGEMENT INFO SYSTEMS FY2007	0.00	0.00	0.00	0.00
432 9208	EMIS FY2008	0.00	0.00	0.00	0.00
432 9209	EMIS FY2009	0.00	0.00	0.00	0.00
432 9210	EMIS FY2010	0.00	0.00	0.00	0.00
432 9211	EMIS FY2011	0.00	0.00	0.00	0.00
432 9212	EMIS FY2012	0.00	0.00	0.00	0.00
450 9204	SCHOOLNET PLUS GRADE 7 FY 2004	0.00	0.00	0.00	0.00
450 9206	SCHOOLNET PLUS FY 2006 ROUND #8	0.00	0.00	0.00	0.00
450 9207	SCHOOLNET PLUS FY2007	0.00	0.00	0.00	0.00
450 9905	SCHOOLNET PLUS ROUND 5	0.00	0.00	0.00	0.00
451 9204	ONenet FY 2004	0.00	0.00	0.00	0.00
451 9205	DATA COMM ONenet FY 2005	0.00	0.00	0.00	0.00
451 9206	DATA COMM	0.00	0.00	0.00	0.00
451 9207	DATA COMM FY2007	0.00	0.00	0.00	0.00
451 9208	DATA COMM FY2008	0.00	0.00	0.00	0.00

FUND/SCC	DESCRIPTION	LAST MONTH'S BALANCE	CURRENT RECEIPTS	CURRENT EXPENDITURES	CURRENT CASH BALANCE
451 9209	DATA COMM FY2009	0.00	0.00	0.00	0.00
451 9210	DATA COMM FY2010	0.00	0.00	0.00	0.00
451 9211	DATA COMM FY2011	0.00	0.00	0.00	0.00
451 9212	DATA COMM FY2012	0.00	0.00	0.00	0.00
451 9213	DATA COMM FY2013	0.00	0.00	0.00	0.00
451 9214	DATA COMM FY14	0.00	0.00	0.00	0.00
451 9215	FY15 DATA COMM	0.00	0.00	0.00	0.00
451 9216	FY16 DATA COMM	0.00	0.00	0.00	0.00
451 9217	FY17 DATA COMM	0.00	0.00	0.00	0.00
451 9718	DATA COMM	0.00	0.00	0.00	0.00
452 9204	SCHOOLNET PROF DEV FY 2004	0.00	0.00	0.00	0.00
452 9205	SCHOOLNET PROF DEV FY 2005	0.00	0.00	0.00	0.00
452 9206	SCHOOLNET PROF DEV FY 2006	0.00	0.00	0.00	0.00
452 9207	SCHOOLNET PROF DEV FY2007	0.00	0.00	0.00	0.00
452 9208	SCHOOLNET PROF DEV FY2008	0.00	0.00	0.00	0.00
452 9209	SCHOOLNET PROF DEV FY2009	0.00	0.00	0.00	0.00
452 9210	SCHOOLNET PROF DEV FY2010	0.00	0.00	0.00	0.00
454 9202	TECH EQUITY FY 2002	0.00	0.00	0.00	0.00
454 9203	TECH EQUITY FY03	0.00	0.00	0.00	0.00
458 9203	IVDL FY 2003 TOBACCO SETTLEMENT	0.00	0.00	0.00	0.00
459 9003	OHIO READS FY 2003 VOLUNTEER	0.00	0.00	0.00	0.00
459 9004	OHIO READS FY 2004 VOLUNTEER	0.00	0.00	0.00	0.00
459 9005	OHIO READS FY2005 VOLUNTEER	0.00	0.00	0.00	0.00
459 9006	OHIO READS FY 2006 VOLUNTEER	0.00	0.00	0.00	0.00
459 9007	OHIO READS FY2007 VOLUNTEER GRANT	0.00	0.00	0.00	0.00
459 9200	OHIO READS FY 2002 VOLUNTEER	0.00	0.00	0.00	0.00
459 9201	OHIO READS FY 2001 VOLUNTEER	0.00	0.00	0.00	0.00
459 9202	OHIO READS FY 2002	0.00	0.00	0.00	0.00
459 9203	OHIO READS FY 2003 #15044	0.00	0.00	0.00	0.00
459 9204	OHIO READS CONTINUATION GRANT FY 2004 003368	0.00	0.00	0.00	0.00
459 9205	OhioReads FY 2005	0.00	0.00	0.00	0.00
459 9206	OHIO READS FY 2006	0.00	0.00	0.00	0.00
459 9207	OHIO READS GRANT FY2007	0.00	0.00	0.00	0.00
459 9902	OHIO READS SUMMER 2002	0.00	0.00	0.00	0.00
459 9903	OHIO READS NEW SUMMER COMMUNITY #35173	0.00	0.00	0.00	0.00
460 9204	STUDENT INTERVENTION GRADES 9-10 FY 05	0.00	0.00	0.00	0.00
460 9205	STUDENT INTERVENTION GRADES 1-4 FY 2005	0.00	0.00	0.00	0.00
499 9207	FY2007 GIFTED SUPPLEMENTAL FUNDS	0.00	0.00	0.00	0.00
499 9208	GIFTED SUPPLEMENTAL FUNDS FY2008	0.00	0.00	0.00	0.00
499 9209	GIFTED SUPPLEMENTAL FUNDS FY2009	0.00	0.00	0.00	0.00
499 9210	SAFE ROUTES TO SCHOOL GRANT FY2010	0.00	0.00	0.00	0.00
499 9211	MISC. STATE GRANT SCHOOL IMPR INCENT AWARD	0.00	0.00	0.00	0.00
499 9214	OSFC SAFETY AND SECURITY GRANT	0.00	0.00	0.00	0.00
499 9718	MISC. STATE GRANT	147.50	0.00	0.00	147.50
499 9907	OHIO CORE IMPLEMENTATION GRANT	0.00	0.00	0.00	0.00
499 9909	ADVANCED ENERGY GRANT - OHIO DEPT OF DEVELOPM	0.00	0.00	0.00	0.00
504 0000	ED JOBS FUND	0.00	0.00	0.00	0.00
506 0000	RACE TO THE TOP FEDERAL FUNDS	0.00	0.00	0.00	0.00
516 0000	IDEA PART B	0.00	0.00	0.00	0.00
516 9017	IDEA PART B	0.00	0.00	0.00	0.00
516 9018	IDEA PART B	0.00	0.00	0.00	0.00
516 9206	IDEA PART B FY 2006	0.00	0.00	0.00	0.00

FUND/SCC	DESCRIPTION	LAST MONTH'S BALANCE	CURRENT RECEIPTS	CURRENT EXPENDITURES	CURRENT CASH BALANCE
516 9207	IDEA PART B FY2007 (FLOW-THRU)	0.00	0.00	0.00	0.00
516 9208	IDEA B SPECIAL ED FY2008 FLOW THRU	0.00	0.00	0.00	0.00
516 9209	IDEA B SPECIAL ED FY2009 FLOWTHRU	0.00	0.00	0.00	0.00
516 9210	IDEA B SPECIAL ED FY2010	0.00	0.00	0.00	0.00
516 9211	IDEA B SPECIAL ED FY2011	0.00	0.00	0.00	0.00
516 9212	IDEA B SPECIAL ED FY2012	0.00	0.00	0.00	0.00
516 9213	IDEA B SPECIAL ED FY2013	0.00	0.00	0.00	0.00
516 9214	IDEA B SPECIAL ED FY2014	0.00	0.00	0.00	0.00
516 9215	IDEA B SPECIAL ED FY2015	0.00	0.00	0.00	0.00
516 9216	IDEA B SPECIAL ED FY2016	0.00	0.00	0.00	0.00
516 9217	IDEA B SPECIAL ED FY2017	0.00	0.00	0.00	0.00
516 932N	SPECIAL ED - ARRA STIMULUS	0.00	0.00	0.00	0.00
516 9718	IDEA PART B	0.00	0.00	0.00	0.00
516 9819	TITLE 6B GRANT FOR 2018-2019	0.00	0.00	0.00	0.00
532 932N	STATE FISCAL STABILIZATION FUND (SFSF) STIMUL	0.00	0.00	0.00	0.00
532 932O	STATE FISCAL STABILIZATION FUND (SFSF) STIMUL	0.00	0.00	0.00	0.00
533 9210	TITLE II-TECH FY2010	0.00	0.00	0.00	0.00
533 9211	TITLE II-TECH FY2011	0.00	0.00	0.00	0.00
533 9212	TITLE II-D TECH FY2012	0.00	0.00	0.00	0.00
572 0000	TITLE I	485.84	0.00	0.00	485.84
572 9203	TITLE I FY 2003	0.00	0.00	0.00	0.00
572 9204	TITLE I FY 2004	0.00	0.00	0.00	0.00
572 9205	TITLE I FY 2005	0.00	0.00	0.00	0.00
572 9206	TITLE I FY 2006	0.00	0.00	0.00	0.00
572 9207	TITLE I FY2007	0.00	0.00	0.00	0.00
572 9208	TITLE I DISADVANTAGED YOUTH FY2008	0.00	0.00	0.00	0.00
572 9209	TITLE I DISADVANTAGED YOUTH FY2009	0.00	0.00	0.00	0.00
572 9210	TITLE I DISADVANTAGED YOUTH FY2010	0.00	0.00	0.00	0.00
572 9211	TITLE I DISADVANTAGED YOUTH FY2011	0.00	0.00	0.00	0.00
572 9212	TITLE I DISADVANTAGES YOUTH FY2012	0.00	0.00	0.00	0.00
572 9213	TITLE I DISADVANTAGES YOUTH FY2013	0.00	0.00	0.00	0.00
572 9214	TITLE I DISADVANTAGED YOUTH FY2014	0.00	0.00	0.00	0.00
572 9215	TITLE I DISADVANTAGED YOUTH FY2015	0.00	0.00	0.00	0.00
572 9216	TITLE I DISADVANTAGE YOUTH FY16	0.00	0.00	0.00	0.00
572 9217	TITLE I DISADVANTAGED YOUTH FY17	0.00	0.00	0.00	0.00
572 9218	TITLE I DISADVANTAGED YOUTH FY18	0.00	0.00	0.00	0.00
572 932N	TITLE I STIMULUS FY2010	0.00	0.00	0.00	0.00
572 932O	TITLE I STIMULUS FY2011	0.00	0.00	0.00	0.00
572 9718	TITLE I DISADVANTAGES YOUTH FY18	0.00	0.00	0.00	0.00
572 9819	TITLE ONE 2018-2019 SCHOOL YEAR	0.00	15,000.00	4,444.83	10,555.17
573 9005	TITLE V FY 04 CARRYOVER	0.00	0.00	0.00	0.00
573 9204	TITLE V FY 2004	0.00	0.00	0.00	0.00
573 9205	TITLE V FY 2005	0.00	0.00	0.00	0.00
573 9206	TITLE V FY 2006	0.00	0.00	0.00	0.00
573 9207	TITLE V FY2007	0.00	0.00	0.00	0.00
573 9208	TITLE V FY2008	0.00	0.00	0.00	0.00
573 9209	TITLE V FY2009	0.00	0.00	0.00	0.00
584 9005	DRUG FREE GRANT FY 2004 CARRYOVER	0.00	0.00	0.00	0.00
584 9204	TITLE IV-A SAFE AND DRUG FREE SCHOOLS FY 2004	0.00	0.00	0.00	0.00
584 9205	DRUG FREE GRANT FY 2005	0.00	0.00	0.00	0.00
584 9206	DRUG FREE GRANT FY 2006	0.00	0.00	0.00	0.00

FUND/SCC	DESCRIPTION	LAST MONTH'S BALANCE	CURRENT RECEIPTS	CURRENT EXPENDITURES	CURRENT CASH BALANCE
584 9207	SAFE AND DRUG FREE GRANT FY2007	0.00	0.00	0.00	0.00
584 9208	SAFE AND DRUG FREE FY2008	0.00	0.00	0.00	0.00
584 9209	SAFE AND DRUG FREE FY2009	0.00	0.00	0.00	0.00
584 9210	SAFE AND DRUG FREE FY2010	0.00	0.00	0.00	0.00
587 9017	PRESCHOOL MONIES	0.00	0.00	0.00	0.00
587 9018	PRESCHOOL MONIES	0.00	0.00	0.00	0.00
587 9206	IDEA FY 2006 DK CO FLOW-THRU	0.00	0.00	0.00	0.00
587 9207	IDEA PRESCHOOL FY2007 (FLOW-THRU)	0.00	0.00	0.00	0.00
587 9208	IDEA PRESCHOOL SPEC ED FY2008 FLOW THRU	0.00	0.00	0.00	0.00
587 9209	IDEA PRESCHOOL SPEC ED FY2009 FLOWTHRU	0.00	0.00	0.00	0.00
587 9210	IDEA PRESCHOOL SPEC ED FY2010	0.00	0.00	0.00	0.00
587 9211	IDEA PRESCHOOL SPEC ED FY2011	0.00	0.00	0.00	0.00
587 9212	IDEA PRESCHOOL SPEC ED FY2012	0.00	0.00	0.00	0.00
587 9213	IDEA PRESCHOOL SPEC ED FY2013	0.00	0.00	0.00	0.00
587 9214	IDEA PRESCHOOL SPEC ED FY2013	0.00	0.00	0.00	0.00
587 9215	IDEA PRESCHOOL SPEC ED FY2015	0.00	0.00	0.00	0.00
587 9216	IDEA PRESCHOOL SPEC ED FY2016	0.00	0.00	0.00	0.00
587 9217	IDEA PRESCHOOL SPEC ED FY2017	0.00	0.00	0.00	0.00
587 932N	IDEA B FY2010 STIMULUS	0.00	0.00	0.00	0.00
587 932O	IDEA B FY2011 STIMULUS	0.00	0.00	0.00	0.00
587 9718	IDEA	0.00	0.00	0.00	0.00
587 9819	PRESCHOOL GRANT FOR 2018-2019	0.00	0.00	0.00	0.00
590 9005	IMPROVING TCHR QUALITY (FY 04 Carryover) FY05	0.00	0.00	0.00	0.00
590 9014	IMPROVING TEACHER QUALITY FY14	0.00	0.00	0.00	0.00
590 9203	TITLE II-A FY 2003 IMPROVING TEACHER QUALITY	0.00	0.00	0.00	0.00
590 9204	IMPROVING TEACHER QUALITY FY 2004	0.00	0.00	0.00	0.00
590 9205	IMPROVING TCHR QUALITY FY 2005	0.00	0.00	0.00	0.00
590 9206	IMPROVING TCHR QUALITY FY 2006	0.00	0.00	0.00	0.00
590 9207	IMPROVING TEACHER QUALITY FY2007	0.00	0.00	0.00	0.00
590 9208	IMPROVING TEACHER QUALITY FY2008	0.00	0.00	0.00	0.00
590 9209	IMPROVING TEACHER QUALITY FY2009	0.00	0.00	0.00	0.00
590 9210	IMPROVING TEACHER QUALITY FY2010	0.00	0.00	0.00	0.00
590 9211	IMPROVING TEACHER QUALITY FY2011	0.00	0.00	0.00	0.00
590 9212	IMPROVING TEACHER QUALITY FY2012	0.00	0.00	0.00	0.00
590 9213	IMPROVING TEACHER QUALITY FY2013	0.00	0.00	0.00	0.00
590 9214	IMPROVING TEACHER QUALITY FY2014	0.00	0.00	0.00	0.00
590 9215	IMPROVING TEACHER QUALITY FY2015	0.00	0.00	0.00	0.00
590 9216	IMPROVING TEACHER QUALITY FY2016	0.00	0.00	0.00	0.00
590 9217	IMPROVING TEACHER QUALITY FY2017	0.00	0.00	0.00	0.00
590 9218	IMPROVING TEACHER QUALITY FY18	0.00	0.00	0.00	0.00
590 9718	IMPROVING TEACHER QUALITY FY2018	0.00	0.00	0.00	0.00
590 9819	TITLE IIA FOR THE 2018-2019 SCHOOL YEAR	0.00	0.00	0.00	0.00
599 0000	OTHER MISC FEDERAL GRANTS	51.31	0.00	0.00	51.31
599 9001	FEMA MISC FEDERAL GRANT	0.00	0.00	0.00	0.00
599 9002	Assistive Technology Infusion Project Rd#2	0.00	0.00	0.00	0.00
599 9003	ASSISTIVE TECH INFUSION PROJECT Rd#3	0.00	0.00	0.00	0.00
599 9004	ATIP ROUND #4	0.00	0.00	0.00	0.00
599 9006	NATIONAL ARCHERY IN SCHOOLS PROGRAM	0.00	0.00	0.00	0.00
599 9118	MISC. FED. GRANT	0.00	0.00	0.00	0.00
599 9199	GRANT SMALL RURAL SCHOOL GRANTS	0.00	0.00	0.00	0.00
599 9203	TITLE II-D TECHNOLOGY	0.00	0.00	0.00	0.00
599 9204	TITLE II-D FY 2004 TECHNOLOGY	0.00	0.00	0.00	0.00
			10,155.15	10,155.15	10,155.15-
					0.00

DATE: 09/05/18
 TIME: 05:47

BRADFORD EXEMPTED VILLAGE SD
 MONTHLY STATEMENT BOARD/ACTIVITY ACCOUNTS - AUGUST

MDECA CREATED (CASSUM)

FUND/SCC	DESCRIPTION	LAST MONTH'S BALANCE	CURRENT RECEIPTS	CURRENT EXPENDITURES	CURRENT CASH BALANCE
599 9205	TITLE II-D FY 2005	0.00	0.00	0.00	0.00
599 9206	TITLE II-D FY 2006	0.00	0.00	0.00	0.00
599 9207	TITLE II-D FY2007	0.00	0.00	0.00	0.00
599 9208	TITLE II-D FY2008	0.00	0.00	0.00	0.00
599 9209	TITLE II-D FY2009	0.00	0.00	0.00	0.00
599 9210	TITLE II-D FY2010	0.00	0.00	0.00	0.00
599 9718	MISC. FED. GRANT	8,116.00	0.00	0.00	8,116.00
599 9819	TITLE IV FOR THE 2018-2019 SCHOOL YEAR	0.00	0.00	0.00	0.00
599 9905	REAP FEDERAL GRANT FY 2005	0.00	0.00	0.00	0.00
599 9907	REAP GRANT 2006 (FY2007)	0.00	0.00	0.00	0.00
599 9908	REAP 2007 (FY2008) FEDERAL GRANT	0.00	0.00	0.00	0.00
599 9909	REAP 2008-2009 FEDERAL GRANT	0.00	0.00	0.00	0.00
599 9910	REAP FY2010	0.00	0.00	0.00	0.00
599 9911	REAP FY2011	0.00	0.00	0.00	0.00
599 9912	REAP FY2012	0.00	0.00	0.00	0.00
599 9913	REAP FY2013	0.00	0.00	0.00	0.00
599 9914	REAP FY2014	0.00	0.00	0.00	0.00
599 9915	REAP FY2105	0.00	0.00	0.00	0.00
599 9916	REAP FY2016	0.00	0.00	0.00	0.00
599 9917	REAP FY2017	2,535.00	0.00	0.00	550.00
599 9918	REAP GRANT FOR 2017-2018	24,338.00	0.00	1,985.00	24,338.00
GRAND TOTAL ALL FUNDS		7,715,239.21	815,502.40	683,315.58	7,847,426.03

DATE: 09/05/2018
 TIME: 05:35:00

FORM SM-2

OHIO DEPARTMENT OF EDUCATION - OFFICE OF SCHOOL MANAGEMENT ASSISTANCE
 ANNUAL SPENDING PLAN (CURRENT OPERATION - GENERAL FUND ONLY - O.R.C. 5705.391)

PAGE: 1

SCHOOL DISTRICT: BRADFORD EXEMPTED VILLAGE SD

IRN # 045229

COUNTY: MIAMI

FISCAL YEAR: 2019

MONTH: 08

	MONTHLY ESTIMATE	MONTHLY ACTUAL	MONTHLY DIFFERENCE	FISCAL YTD ESTIMATE	FISCAL YTD ACTUAL	FISCAL YTD DIFFERENCE
REVENUES						
01.010 General Property (Real Estate)	0	254,616	254,616	0	379,616	379,616
01.020 Tangible Personal Property Tax	0	21,706	21,706	0	21,706	21,706
01.030 Income Tax	0	0	0	0	361,704	361,704
01.035 Unrestricted Grants-in-Aid	0	349,062	349,062	0	688,053	688,053
01.040 Restricted Grants-in-Aid	0	2,926	2,926	0	5,854	5,854
01.045 Restricted Grants-in-Aid - SFSF	0	0	0	0	0	0
01.050 Property Tax Allocation	0	0	0	0	0	0
01.060 All Other Operating Revenue	0	47,987	47,987	0	138,658	138,658
01.070 Total Revenue	0	676,297	676,297	0	1,595,591	1,595,591
OTHER FINANCING SOURCES						
02.010 Proceeds from Sale of Notes	0	0	0	0	0	0
02.020 State Emergency Loans & Advancements (Approved)	0	0	0	0	0	0
02.040 Operating Transfers-In	0	0	0	0	0	0
02.050 Advances-In	0	0	0	0	0	0
02.060 All Other Financing Sources	0	22,333	22,333	0	34,875	34,875
02.070 Total Other Financing Sources	0	22,333	22,333	0	34,875	34,875
02.080 Total Revenues and Other Financing Sources	0	698,630	698,630	0	1,630,466	1,630,466
EXPENDITURES						
03.010 Personal Services	0	375,755	375,755	0	619,236	619,236
03.020 Employees' Retirement/Insurance Benefits	0	92,222	92,222	0	191,296	191,296
03.030 Purchased Services	0	79,763	79,763	0	221,668	221,668
03.040 Supplies and Materials	0	12,909	12,909	0	15,858	15,858
03.050 Capital Outlay	0	2,282	2,282	0	1,974	1,974
03.060 Intergovernmental	0	0	0	0	0	0
04.010 Debt Service: All Principal (Historical)	0	0	0	0	0	0
04.020 Debt Service: Principal - Notes	0	0	0	0	0	0
04.030 Debt Service: Principal - State Loans	0	0	0	0	0	0
04.040 Debt Service: Principal - State Advancements	0	0	0	0	0	0
04.050 Debt Service: Principal - HB 264 Loans	0	0	0	0	0	0
04.055 Debt Service: Principal - Other	0	0	0	0	0	0
04.060 Debt Service: Interest and Fiscal Charges	0	0	0	0	0	0
04.300 Other Objects	0	15,813	15,813	0	49,089	49,089
04.500 Total Expenditures	0	578,744	578,744	0	1,099,121	1,099,121
OTHER FINANCING USES						
05.010 Operating Transfers - Out	0	0	0	0	0	0
05.020 Advances - Out	0	55,000	55,000	0	55,000	55,000
05.030 All Other Financing Uses	0	0	0	0	0	0
05.040 Total Other Financing Uses	0	55,000	55,000	0	55,000	55,000
05.050 Total Expenditure and Other Financing Uses	0	633,744	633,744	0	1,154,121	1,154,121
06.010 Excess Rev & Oth Financing Sources over(under) Exp &	0	64,886	64,886	0	476,345	476,345
07.010 Beginning Cash Balance	0	6,351,875	6,351,875	0	5,940,416	5,940,416
07.020 Ending Cash Balance	0	6,416,761	6,416,761	0	6,416,761	6,416,761
08.010 Outstanding Encumbrances	0	1,193,289	1,193,289	0	1,193,289	1,193,289

List of Receipt Items by Date
MONTHLY REVENUE POSTINGS

Receipt Number	Item Number	Stat	Stat2	Description	Amount
Receipt Date: 08/02/2018					
994497	0001	A		elem Spring Comm 3259145	818.14
RECEIPT TOTAL:					818.14
TOTAL FOR DATE: 08/02/2018					818.14
Receipt Date: 08/03/2018					
999383	0001	B	EX	LEVPRO Adj. 07/07/18-07/20/18	302.12
999383	0002	B	EX	LEVPRO Adj. 07/07/18-07/20/18 (86.32)
999383	0003	B	EX	LEVPRO Adj. 07/07/18-07/20/18 (215.80)
RECEIPT TOTAL:					0.00
TOTAL FOR DATE: 08/03/2018					0.00
Receipt Date: 08/10/2018					
994498	0001	A		Painter Check 2761-fees	75.00
994498	0002	A		Lifetouch HS Pictures	169.40
RECEIPT TOTAL:					244.40
994499	0001	A		Bus 3 sales	2,200.00
994499	0002	A		Bus 10 Sales	2,200.00
RECEIPT TOTAL:					4,400.00
994500	0001	A		Opportunity Grant	79,051.74
994500	0002	A		Targeted Assistance	23,782.21
994500	0003	A		K-3 Literacy	1,766.99
994500	0004	A		Economic Disadvantaged Funding	1,415.26
994500	0005	A		Limited Eng Proficiency Fundin	0.00
994500	0006	A		Gifted Education Funding	1,566.47
994500	0007	A		Transportation	4,107.09
994500	0008	A		Special Education Addl Funding	11,101.86
994500	0009	A		Capacity Aid	47,041.40
994500	0010	A		Graduation Bonus	0.00
994500	0011	A		Third Grade Reading Bonus	0.00
994500	0012	A		Career Tech Education Funding	47.51
994500	0013	A		Preschool Special Education	689.30
994500	0014	A		Special Education Transportat	355.69
994500	0015	A		Open Enrollment Adjustment	14,818.23
994500	0016	B	EX	Educational Service Center (3,658.08)
994500	0017	B	EX	Open Enrollment Adjustment (18,549.54)

RECEIPT LIST
List of Receipt Items by Date
MONTHLY REVENUE POSTINGS

Receipt Number	Item Number	Stat	Stat2	Description	Amount
----------------	-------------	------	-------	-------------	--------

Receipt Date: 08/10/2018

994500	0018	B	EX	Community School Adjustment	(1,803.68)
994500	0019	B	EX	Scholarship Transfer	(1,000.00)
994500	0020	B	EX	Other Adjustment -negative	(3,575.55)
994500	0021	A		SF14 Regular Tuition	3.07
994500	0022	B	EX	SF14 Special Education Tuition	0.00
994500	0023	B	EX	College Credit Plus	(569.38)
994500	0024	B	EX	School Employees Retirement Sy	(6,215.00)
994500	0025	B	EX	State Teachers Retirement Sys	(13,530.00)
994500	0026	B	EX	Excess Cost	0.00
994500	0027	B	EX	SF14 Regular Tuition	0.00

RECEIPT TOTAL: 136,845.59

TOTAL FOR DATE: 08/10/2018 141,489.99

Receipt Date: 08/14/2018

994501	0001	A		Sale of Swintec 7000 typewrite	1.00
--------	------	---	--	--------------------------------	------

RECEIPT TOTAL: 1.00

994502	0001	A		purchase of band instruments	1,100.00
--------	------	---	--	------------------------------	----------

RECEIPT TOTAL: 1,100.00

994503	0001	A		1 shot services Chk 61650	68.00
994503	0002	A		1 shot services Chk 61649	87.00

RECEIPT TOTAL: 155.00

994504	0001	A		140751 18 REGIONAL SB S TEAM	260.00
994504	0002	A		140753 18 REGIONAL SB F TEAM	60.00
994504	0003	A		140785 18 STATE SB S TEAM	1,435.00

RECEIPT TOTAL: 1,755.00

994510	0001	A		1 shot services Chk 6165049	(87.00)
994510	0002	A		1 shot services Chk 61649	87.00

RECEIPT TOTAL: 0.00

TOTAL FOR DATE: 08/14/2018 3,011.00

List of Receipt Items by Date
MONTHLY REVENUE POSTINGS

Receipt Number	Item Number	Stat	Stat2	Description	Amount
----------------	-------------	------	-------	-------------	--------

Receipt Date: 08/16/2018

999384	0001	B	EX	LEVPRO Adj. 07/21/18-08/03/18	2,247.10
999384	0002	B	EX	LEVPRO Adj. 07/21/18-08/03/18 (2,247.10)
999384	0003	B	EX	LEVPRO Adj. 07/21/18-08/03/18	215.80
999384	0004	B	EX	LEVPRO Adj. 07/21/18-08/03/18 (215.80)
999384	0005	B	EX	LEVPRO Adj. 07/21/18-08/03/18	26.90
999384	0006	B	EX	LEVPRO Adj. 07/21/18-08/03/18 (26.90)
999384	0007	B	EX	LEVPRO Adj. 07/21/18-08/03/18	80.71
999384	0008	B	EX	LEVPRO Adj. 07/21/18-08/03/18 (80.71)

RECEIPT TOTAL: 0.00

TOTAL FOR DATE: 08/16/2018 0.00

Receipt Date: 08/20/2018

994505	0001	A		AGRICULTURE/RESIDENTIAL 082018	29,571.93
994505	0002	A		COMMERCIAL/INDUSTRIAL 082018	11,693.35
994505	0003	A		DELINQUENT REAL PROP 082018	490.64
994505	0004	A		PERSONAL PROPERTY 082018	10,966.28
994505	0005	A		BOND FUND RE TAX 082018	14,085.82
994505	0006	A		BOND FUND 082018	1,951.62
994505	0007	A		PERSONAL PROPERTY BOND 082018	719.52
994505	0008	A		PERSONAL PROPERTY BOND 9020	99.69
994505	0009	A		MAINTENANCE FUND 082018	3,027.85
994505	0010	A		MAINTENANCE FUND DELINQ 082018	8.78
994505	0011	A		PERSONAL PROPERTY 082018	216.72
994505	0012	B	EX	AUDITOR & TREAS FEES 082018 (4,110.43)
994505	0013	B	EX	DTAC 082018 (24.54)
994505	0014	B	EX	ELECTION COSTS	0.00
994505	0015	B	EX	AUDITOR & TREAS FEES 082018 (343.24)
994505	0016	B	EX	DTAC 082018 (2.08)
994505	0017	B	EX	AUDITOR & TREAS FEES 082018 (47.59)
994505	0018	B	EX	DTAC 082018 (0.29)
994505	0019	B	EX	AUDITOR & TREAS FEES 082018 (74.99)
994505	0020	B	EX	DTAC 082018 (0.44)

RECEIPT TOTAL: 68,228.60

994506	0001	A		AGRICULTURE/RESIDENTIAL 082018	5,990.14
994506	0002	A		PERSONAL PROPERTY	884.48
994506	0003	A		BOND FUND RE TAX	491.66
994506	0004	A		BOND FUND	68.12
994506	0005	A		MAINT FUND RE TAX	104.05
994506	0006	A		PERSONAL PROPERTY	56.69
994506	0007	A		PERSONAL PROPERTY BOND	7.85
994506	0008	A		PERSONAL PROPERTY	17.07

List of Receipt Items by Date
MONTHLY REVENUE POSTINGS

Receipt Number	Item Number	Stat	Stat2	Description	Amount
----------------	-------------	------	-------	-------------	--------

Receipt Date: 08/20/2018

994506	0009	B	EX	AUDITOR & TREAS FEES 082018	(155.70)
994506	0010	B	EX	DTAC	0.00
994506	0011	B	EX	AUDITOR & TREASURER'S FEES	(12.46)
994506	0012	B	EX	DTAC	0.00
994506	0013	B	EX	AUDITOR & TREAS 082018	(1.73)
994506	0014	B	EX	DTAC	0.00
994506	0015	B	EX	AUDITOR & TREAS FEES 082018	(2.74)
994506	0016	B	EX	DTAC	0.00

RECEIPT TOTAL: 7,447.43

994509	0001	A		Gate-tickets HSVB	378.00
--------	------	---	--	-------------------	--------

RECEIPT TOTAL: 378.00

TOTAL FOR DATE: 08/20/2018 76,054.03

Receipt Date: 08/21/2018

994507	0001	A		Refund of utilities	82.00
--------	------	---	--	---------------------	-------

RECEIPT TOTAL: 82.00

994508	0001	A		Manufactured Home	66.76
994508	0002	A		Manufactured Homes	223.49
994508	0003	A		Manufactured Homes-bond	22.62
994508	0004	A		Manufactured Homes-BOND 9020	3.14
994508	0005	A		Manufactured Home-Maintenance	5.39
994508	0006	B	EX	Manufactured Homes auditing fe	(46.14)
994508	0007	B	EX	Manufactured Homes-Bond fees	(3.60)
994508	0008	B	EX	Manufactured Homes-Bond 9020	(0.50)
994508	0009	B	EX	Manufactured Homes-Maintenance	(0.85)

RECEIPT TOTAL: 270.31

TOTAL FOR DATE: 08/21/2018 352.31

Receipt Date: 08/22/2018

994513	0001	A		Family Passes	750.00
--------	------	---	--	---------------	--------

RECEIPT TOTAL: 750.00

994514	0001	A		Student Breakfast	10.70
994514	0002	A		Adult Breakfast	0.75

List of Receipt Items by Date
MONTHLY REVENUE POSTINGS

Receipt Number	Item Number	Stat	Stat2	Description	Amount
----------------	-------------	------	-------	-------------	--------

Receipt Date: 08/22/2018

994514	0003	A		Student Breakfast	2.00
994514	0004	A		Student Lunch Receipts	225.30
994514	0005	A		Student Milk Receipts	0.50
994514	0006	A		Student Alacarte	45.00
994514	0007	A		Adult Alacarte	29.50
994514	0008	A		Received On Account	895.68

RECEIPT TOTAL: 1,209.43

994515	0001	A		Student Breakfast	0.00
994515	0002	A		Adult Breakfast	0.00
994515	0003	A		Student Breakfast	0.00
994515	0004	A		Student Lunch Receipts	0.00
994515	0005	A		Student Milk Receipts	0.00
994515	0006	A		Student Alacarte	0.00
994515	0007	A		Adult Alacarte	0.00
994515	0008	A		Received On Account	1,070.00

RECEIPT TOTAL: 1,070.00

TOTAL FOR DATE: 08/22/2018 3,029.43

Receipt Date: 08/23/2018

994511	0001	A		AGRICULTURE/RESIDENTIAL	199,275.89
994511	0002	A		COMMERCIAL/INDUSTRIAL	5,650.81
994511	0003	A		DELINQUENT TAX	1,943.02
994511	0004	A		PERSONAL PROPERTY UTILITY	9,855.20
994511	0005	A		BOND FUND RE TAX	16,970.73
994511	0006	A		BOND FUND	2,351.35
994511	0007	A		BOND FUND P PROPERTY UTILITY	631.65
994511	0008	A		BOND FUND P PROPERTY UTILITY	87.52
994511	0009	A		MAINT FUND RE TAX	3,583.87
994511	0010	A		MAINT FUND RE TAX	33.75
994511	0011	A		MAINT FUND PP UTILITY	190.25
994511	0012	B	EX	AUDITOR & TREASURER'S FEES	(3,546.34)
994511	0013	B	EX	DTAC	(97.15)
994511	0014	B	EX	AUDITOR & TREASURER'S FEES	(288.54)
994511	0015	B	EX	DTAC	(7.97)
994511	0016	B	EX	AUDITOR & TREASURER'S FEES	(39.98)
994511	0017	B	EX	DTAC	(1.10)
994511	0018	B	EX	AUDITOR & TREASURER'S FEES	(62.17)
994511	0019	B	EX	DTAC	(1.69)
994511	0020	B	EX	ELECTION FEES	(416.50)

List of Receipt Items by Date
MONTHLY REVENUE POSTINGS

Receipt Number	Item Number	Stat	Stat2	Description	Amount
----------------	-------------	------	-------	-------------	--------

Receipt Date: 08/23/2018

RECEIPT TOTAL: 236,112.60

994512	0001	A		Manufactured Home	148.30
994512	0002	A		Manufactured Homes	0.00
994512	0003	A		Manufactured Homes-bond	10.05
994512	0004	A		Manufactured Homes-BOND 9020	1.40
994512	0005	A		Manufactured Home-Maintenance	2.81
994512	0006	B	EX	Manufactured Homes auditing fe (15.41)
994512	0007	B	EX	Manufactured Homes-Bond fees (1.06)
994512	0008	B	EX	Manufactured Homes-Bond 9020 (0.16)
994512	0009	B	EX	Manufactured Homes-Maintenance (0.29)

RECEIPT TOTAL: 145.64

994516	0001	A		Student Breakfast	15.30
994516	0002	A		Adult Breakfast	0.00
994516	0003	A		Student Breakfast	4.50
994516	0004	A		Student Lunch Receipts	225.55
994516	0005	A		Student Milk Receipts	0.00
994516	0006	A		Student Alacarte	57.00
994516	0007	A		Adult Alacarte	29.25
994516	0008	A		Received On Account	141.99

RECEIPT TOTAL: 473.59

994517	0001	A		Gate-tickets MSVB Newton	296.00
--------	------	---	--	--------------------------	--------

RECEIPT TOTAL: 296.00

994518	0001	A		Family Passes-Brewer	75.00
--------	------	---	--	----------------------	-------

RECEIPT TOTAL: 75.00

994520	0001	A		student fees cash	210.00
994520	0002	A		Dues Ck 1003	70.00
994520	0003	A		Hocker Ck 1755	35.00
994520	0004	A		Sanders Ck 4863	35.00
994520	0005	A		Diehl Ck 814	35.00

RECEIPT TOTAL: 385.00

994524	0001	A		Family Passes-Keener	150.00
--------	------	---	--	----------------------	--------

RECEIPT TOTAL: 150.00

List of Receipt Items by Date
MONTHLY REVENUE POSTINGS

Receipt Number	Item Number	Stat	Stat2	Description	Amount
----------------	-------------	------	-------	-------------	--------

Receipt Date: 08/23/2018

TOTAL FOR DATE: 08/23/2018 237,637.83

Receipt Date: 08/24/2018

994519	0001	A		High School Student fees cash	945.00
994519	0002	A		Beckstedt 4569	50.00
994519	0003	A		Branson Ck 15380	60.00
994519	0004	A		Brewer Ck 8398	60.00
994519	0005	A		Brewer Ck 8398	105.00
994519	0006	A		Bryan Ck 4829	90.00
994519	0007	A		Canan Ck 3288	175.00
994519	0008	A		Canan Ck 3288	60.00
994519	0009	A		Canan Ck 3288	165.00
994519	0010	A		Dues Ck 1004	90.00
994519	0011	A		Gleason Ck 4759	95.00
994519	0012	A		Hill Ck 3833	75.00
994519	0013	A		Hill Ck 3833	70.00
994519	0014	A		Kenworthy Ck 1587	60.00
994519	0015	A		Kissinger Ck 1754	125.00
994519	0016	A		Petty Ck 2198	50.00
994519	0017	A		Plessinger Ck 188	110.00
994519	0018	A		Shelton Ck 6695	125.00
994519	0019	A		Skinner Ck 371	50.00
994519	0020	A		Wolf Ck 3038	110.00
994519	0021	A		Canan/brewer/skinner elem fees	105.00
994519	0022	A		Leach Ck 1754	130.00
994519	0023	A		Leach Ck 1754-Broken cart	25.00
994519	0024	A		student fees	50.00

RECEIPT TOTAL: 2,980.00

994521	0001	A		Student Breakfast	23.00
994521	0002	A		Adult Breakfast	1.00
994521	0003	A		Student Breakfast	5.50
994521	0004	A		Student Lunch Receipts	291.05
994521	0005	A		Student Milk Receipts	0.00
994521	0006	A		Student Alacarte	75.50
994521	0007	A		Adult Alacarte	20.00
994521	0008	A		Received On Account	539.85

RECEIPT TOTAL: 955.90

994522	0001	A		Superior Text purchase of mat	334.46
--------	------	---	--	-------------------------------	--------

RECEIPT TOTAL: 334.46

List of Receipt Items by Date
MONTHLY REVENUE POSTINGS

Receipt Number	Item Number	Stat	Stat2	Description	Amount
----------------	-------------	------	-------	-------------	--------

Receipt Date: 08/24/2018

994523	0001	A		Opportunity Grant	79,053.59
994523	0002	A		Targeted Assistance	23,788.19
994523	0003	A		K-3 Literacy	1,766.99
994523	0004	A		Economic Disadvantaged Funding	1,415.54
994523	0005	A		Limited Eng Proficiency Fundin	0.00
994523	0006	A		Gifted Education Funding	1,566.48
994523	0007	A		Transportation	4,109.29
994523	0008	A		Special Education Addl Funding	11,101.86
994523	0009	A		Capacity Aid	47,108.81
994523	0010	A		Graduation Bonus	0.00
994523	0011	A		Third Grade Reading Bonus	0.00
994523	0012	A		Career Tech Education Funding	47.51
994523	0013	A		Preschool Special Education	689.30
994523	0014	A		Special Education Transportat	355.70
994523	0015	A		Open Enrollment Adjustment	14,815.22
994523	0016	B	EX	Educational Service Center	(3,658.08)
994523	0017	B	EX	Open Enrollment Adjustment	(18,546.67)
994523	0018	B	EX	Community School Adjustment	(1,806.54)
994523	0019	B	EX	Scholarship Transfer	(1,142.86)
994523	0020	B	EX	Other Adjustment -negative	(3,575.54)
994523	0021	A		SF14 Regular Tuition	0.00
994523	0022	B	EX	SF14 Special Education Tuition	0.00
994523	0023	B	EX	College Credit Plus	(569.38)
994523	0024	B	EX	School Employees Retirement Sy	(6,215.00)
994523	0025	B	EX	State Teachers Retirement Sys	(13,530.00)
994523	0026	B	EX	Excess Cost	0.00
994523	0027	B	EX	SF14 Regular Tuition	0.00
994523	0028	A		JV01 FY2018 JV01 FINAL #1 ADJ	(3,469.63)

RECEIPT TOTAL: 133,304.78

994525	0001	A		Hauschild	50.00
994525	0002	A		Glick Ck 7038	50.00
994525	0003	A		Brewer Ck 8399	50.00
994525	0004	A		Lear	50.00

RECEIPT TOTAL: 200.00

994526	0001	A		Ruth Estes Ck 1706	45.00
994526	0002	A		Daugherty Ck 1052	90.00
994526	0003	A		Miller Ck 1686	45.00

RECEIPT TOTAL: 180.00

TOTAL FOR DATE: 08/24/2018 137,955.14

List of Receipt Items by Date
MONTHLY REVENUE POSTINGS

Receipt Number	Item Number	Stat	Stat2	Description	Amount
----------------	-------------	------	-------	-------------	--------

Receipt Date: 08/25/2018

994527	0001	A		Family Passes	50.00
--------	------	---	--	---------------	-------

RECEIPT TOTAL:					50.00
----------------	--	--	--	--	-------

994528	0001	A		Family Passes-Hill ck 3835	75.00
994528	0002	A		Family passes-Hocker Ck 1756	150.00

RECEIPT TOTAL:					225.00
----------------	--	--	--	--	--------

994529	0001	A		Gate-tickets HSFb-Triad	1,859.00
--------	------	---	--	-------------------------	----------

RECEIPT TOTAL:					1,859.00
----------------	--	--	--	--	----------

994530	0001	A		Gate-tickets MSVB Franklin Mon	216.00
--------	------	---	--	--------------------------------	--------

RECEIPT TOTAL:					216.00
----------------	--	--	--	--	--------

TOTAL FOR DATE: 08/25/2018					2,350.00
----------------------------	--	--	--	--	----------

Receipt Date: 08/27/2018

994531	0001	A		Student Breakfast	15.25
994531	0002	A		Adult Breakfast	0.00
994531	0003	A		Student Breakfast	6.50
994531	0004	A		Student Lunch Receipts	249.45
994531	0005	A		Student Milk Receipts	0.00
994531	0006	A		Student Alacarte	86.35
994531	0007	A		Adult Alacarte	31.25
994531	0008	A		Received On Account	(35.70)

RECEIPT TOTAL:					353.10
----------------	--	--	--	--	--------

TOTAL FOR DATE: 08/27/2018					353.10
----------------------------	--	--	--	--	--------

Receipt Date: 08/28/2018

994532	0001	A		over estimated wages in found	17,849.55
--------	------	---	--	-------------------------------	-----------

RECEIPT TOTAL:					17,849.55
----------------	--	--	--	--	-----------

994533	0001	A		Student Breakfast	18.95
994533	0002	A		Adult Breakfast	0.00
994533	0003	A		Student Breakfast	5.75
994533	0004	A		Student Lunch Receipts	254.95
994533	0005	A		Student Milk Receipts	0.00

List of Receipt Items by Date
 MONTHLY REVENUE POSTINGS

Receipt Number	Item Number	Stat	Stat2	Description	Amount
Receipt Date: 08/28/2018					
994533	0006	A		Student Alacarte	91.75
994533	0007	A		Adult Alacarte	37.50
994533	0008	A		Received On Account	178.41
RECEIPT TOTAL:					587.31
994534	0001	A		Library fines-Lynch Ck 1328	13.25
RECEIPT TOTAL:					13.25
TOTAL FOR DATE: 08/28/2018					18,450.11
Receipt Date: 08/29/2018					
994535	0001	A		Student Breakfast	15.15
994535	0002	A		Adult Breakfast	1.50
994535	0003	A		Student Breakfast	3.75
994535	0004	A		Student Lunch Receipts	241.85
994535	0005	A		Student Milk Receipts	0.50
994535	0006	A		Student Alacarte	117.35
994535	0007	A		Adult Alacarte	22.25
994535	0008	A		Received On Account	(253.30)
RECEIPT TOTAL:					149.05
994536	0001	A		Athletic Boosters sales	425.59
RECEIPT TOTAL:					425.59
TOTAL FOR DATE: 08/29/2018					574.64
Receipt Date: 08/30/2018					
994537	0001	A		Patrick Puthoff	35.00
994537	0002	A		Johnny Stewart	35.00
994537	0003	A		Zander Lingo 15-16 ch 1187	35.00
994537	0004	A		Zander Lingo 16-17 ck 1187	35.00
994537	0005	A		Zander Lingo 17-18 ck 1187	35.00
994537	0006	A		Zander Lingo 18-19 ck 1187	35.00
RECEIPT TOTAL:					210.00
994538	0001	A		Student Breakfast	17.40
994538	0002	A		Adult Breakfast	1.75
994538	0003	A		Student Breakfast	1.00

List of Receipt Items by Date
MONTHLY REVENUE POSTINGS

Receipt Number	Item Number	Stat	Stat2	Description	Amount
Receipt Date: 08/30/2018					
994538	0004	A		Student Lunch Receipts	240.30
994538	0005	A		Student Milk Receipts	0.00
994538	0006	A		Student Alacarte	124.35
994538	0007	A		Adult Alacarte	36.50
994538	0008	A		Received On Account	(186.70)
RECEIPT TOTAL:					234.60
TOTAL FOR DATE: 08/30/2018					444.60
Receipt Date: 08/31/2018					
994539	0001	A		FFA Dues	80.00
994539	0002	A		FFA Dues-Beckstedt # 6698	20.00
RECEIPT TOTAL:					100.00
994540	0001	A		Muffler Shop-ads	60.00
994540	0002	A		Piqua Food Mart-ads	60.00
994540	0003	A		Sunset Meat Market-ads	60.00
RECEIPT TOTAL:					180.00
994541	0001	A		Buschur's Market-ads ck 15773	60.00
994541	0002	A		Kremer Chiropracti-ads Ck 3443	60.00
994541	0003	A		Medicine & More-ads ck 038756	60.00
RECEIPT TOTAL:					180.00
994542	0001	A		18-19 fees	140.00
994542	0002	A		Art 1	40.00
994542	0003	A		Art 6	15.00
994542	0004	A		Biology	25.00
994542	0005	A		General Fee	35.00
994542	0006	A		General Fee	35.00
994542	0007	A		General Fee	140.00
994542	0008	A		Keybording	10.00
994542	0009	A		Received on Acct-Lunch Payment	645.00
994542	0010	A		P Financial Management	10.00
994542	0011	A		Physical Science	30.00
994542	0012	A		Physical Science 17-18	30.00
994542	0013	A		Physical Science	25.00
RECEIPT TOTAL:					1,180.00
994543	0001	A		Student Breakfast	12.25

List of Receipt Items by Date
MONTHLY REVENUE POSTINGS

```

=====
Receipt Item
Number  Number  Stat  Stat2  Description                               Amount

Receipt Date: 08/31/2018

994543  0002  A      Adult Breakfast                           0.00
994543  0003  A      Student Breakfast                          5.00
994543  0004  A      Student Lunch Receipts                    311.20
994543  0005  A      Student Milk Receipts                     0.00
994543  0006  A      Student Alacarte                          142.10
994543  0007  A      Adult Alacarte                            40.25
994543  0008  A      Received On Account                       31.70

          RECEIPT TOTAL:                    542.50

994544  0001  A      Casino payment                            31,528.86

          RECEIPT TOTAL:                    31,528.86

994545  0001  A      G FND INTEREST AUGUST 2018                12,580.68
994545  0002  A      CAFE INTEREST AUGUST 2018                 115.43
994545  0003  A      WADE INTEREST AUGUST 2018                 18.31
994545  0004  A      BEARD INTEREST AUGUST 2018                 78.73
994545  0005  A      ATHLETIC ACCT JULY 2018                   0.01

          RECEIPT TOTAL:                    12,793.16

994546  0001  B      EX      First Financial refund of fees             15.00
994546  0002  B      EX      chk to student-art fees recode            40.00
994546  0003  A      correction-art fee returned (              40.00)

          RECEIPT TOTAL:                    15.00

994547  0001  A      Casino payment (                           31,528.86)
994547  0002  A      CORRECTION TO CASINO TRANSPOS             13,528.86

          RECEIPT TOTAL:                    ( 18,000.00)

994548  0001  A      DC-PTO-Sarah Beckstedt                    38.00
994548  0002  A      DC-PTO-Parker Davidson                    38.00
994548  0003  A      DC-PTO-Tasya Felver                       439.83
994548  0004  A      DC-PTO-Dalton Reck                        39.75
994548  0005  A      DC-PTO-Dalton Skinner                     38.00
994548  0006  A      DC-PTO-Scout Spencer                      38.00
994548  0007  A      DC-PTO-Brendon Baker                      180.00
994548  0008  A      DC-PTO-Isabella Brewer                    60.00
994548  0009  A      DC-PTO-Parker Davidson                    60.00
994548  0010  A      DC-PTO-Remi Harleman                      405.00
994548  0011  A      DC-PTO-Dalton Reck                       120.00
994548  0012  A      DC-PTO-Madysen Timmons                   150.00
994548  0013  A      Student Fees-Gade                         110.00
994548  0014  A      Student Fees-Derstine                     150.00

```


List of Receipt Items by Date
MONTHLY REVENUE POSTINGS

Receipt Number	Item Number	Stat	Stat2	Description	Amount
----------------	-------------	------	-------	-------------	--------

Receipt Date: 08/31/2018

994548	0015	A		Student Fees-Cash	400.00
--------	------	---	--	-------------------	--------

RECEIPT TOTAL:					2,266.58
----------------	--	--	--	--	----------

999385	0001	B	EX	LEVPRO Adj. 06/01/18-08/31/18	524.15
999385	0002	B	EX	LEVPRO Adj. 06/01/18-08/31/18 (174.72)
999385	0003	B	EX	LEVPRO Adj. 06/01/18-08/31/18 (349.43)
999385	0004	B	EX	LEVPRO Adj. 06/01/18-08/31/18	1,800.39
999385	0005	B	EX	LEVPRO Adj. 06/01/18-08/31/18 (863.20)
999385	0006	B	EX	LEVPRO Adj. 06/01/18-08/31/18 (216.83)
999385	0007	B	EX	LEVPRO Adj. 06/01/18-08/31/18 (720.36)
999385	0008	B	EX	LEVPRO Adj. 06/01/18-08/31/18	26.90
999385	0009	B	EX	LEVPRO Adj. 06/01/18-08/31/18 (26.90)
999385	0010	B	EX	LEVPRO Adj. 06/01/18-08/31/18	80.71
999385	0011	B	EX	LEVPRO Adj. 06/01/18-08/31/18 (80.71)
999385	0012	B	EX	LEVPRO Adj. 06/01/18-08/31/18	181.13
999385	0013	B	EX	LEVPRO Adj. 06/01/18-08/31/18 (181.13)

RECEIPT TOTAL:					0.00
----------------	--	--	--	--	------

TOTAL FOR DATE: 08/31/2018					30,786.10
----------------------------	--	--	--	--	-----------

TOTAL AMOUNT:					653,306.42
---------------	--	--	--	--	------------

Status Codes

A	= Receipt	B	= Refund, with check
B/NC	= Refund, No check	B/EX	= Reduction of expenditure
C	= Appropriation modification	C/WA	= Budget modification
D	= Expense supplies distribution	D/EC	= Error correction
F	= Fund-to-fund transfer	V	= Void refund

DATE: 09/04/2018
TIME: 15:50:54

BRADFORD EXEMPTED VILLAGE SD
SUMMARY CHECK REGISTER - ALL CHECKS

PAGE 1
(CHECKS)

CHECK	DATE	NUMBER	VENDOR - NAME	AMOUNT	O-STS-C	REC/VD
7671	08/14/18	300003	JORDAN, RICHARD	45.00	W R	08/31/18
7672	08/16/18	300013	HENRY, DAVID	45.00	W W	
7674	08/16/18	300003	JORDAN, RICHARD	65.00	W R	08/31/18
7675	08/16/18	300011	MILLER, JEFF	65.00	W R	08/31/18
7676	08/23/18	300008	SPANO, SAM	45.00	W R	08/31/18
7677	08/16/18	300003	JORDAN, RICHARD	65.00	W R	08/31/18
7678	08/20/18	300010	TESTER, RANDY	65.00	W R	08/31/18
7679	08/23/18	300007	RAMMEL, LORELEI	45.00	W R	08/31/18
7681	08/24/18	300009	DAVIS, ANDREW	65.00	W R	08/31/18
7682	08/24/18	300004	GILBERT, JAMES	65.00	W R	08/31/18
7683	08/24/18	300005	CADDY, JASON	65.00	W R	08/31/18
7684	08/24/18	300006	ORDEAN, CHIP	65.00	W W	
7685	08/24/18	300001	HOYING, RAINE	65.00	W W	
7686	08/27/18	300002	KRUEGER, ALEX	45.00	W R	08/31/18
7687	08/27/18	300003	JORDAN, RICHARD	45.00	W W	
21049	08/08/18	5400	DAILY ADVOCATE	45.00	W R	08/31/18
21050	08/08/18	5242	AMERICAN FIDELITY ADMIN. SVC	44.75	W R	08/31/18
21051	08/08/18	4620	BOBBY LENOX, JR. DO	50.00	W R	08/31/18
21052	08/08/18	5362	CARDMEMBER SERVICE	2,163.09	W R	08/31/18
21053	08/08/18	233	DP&L	5,897.09	W R	08/31/18
21054	08/08/18	6092	EDCLUB, INC	770.00	W R	08/31/18
21055	08/08/18	6079	HMH SCORING SERVICE	1,144.33	W R	08/31/18
21056	08/08/18	6050	LEARNING WITHOUT TEARS	685.85	W R	08/31/18
21057	08/08/18	3714	LOWE'S	106.11	W R	08/31/18
21058	08/08/18	1963	MIAMI COUNTY EDUCATIONAL	250.00	W R	08/31/18
21059	08/08/18	5291	MOBY MAX	1,295.00	W R	08/31/18
21060	08/08/18	5300	NATIONAL FFA ORGANIZATION	14.50	W R	08/31/18
21061	08/08/18	2589	NEOLA OF OHIO INC.	650.00	W R	08/31/18
21062	08/08/18	4578	PAYSCHOOLS	1,510.00	W R	08/31/18
21063	08/08/18	5075	PHONICS DANCE	680.00	W R	08/31/18
21064	08/08/18	2436	RIDDELL /ALL AMERICAN SPORTS	1,935.95	W R	08/31/18
21065	08/08/18	4165	SCHOLASTIC INC.	296.56	W R	08/31/18
21066	08/08/18	4594	SCHOOL SPECIALTY	700.67	W R	08/31/18
21067	08/08/18	2092	SHERWIN WILLIAMS	101.46	W R	08/31/18
21068	08/08/18	5339	MILLER, SKIP	135.58	W R	08/31/18
21069	08/08/18	2694	STAPLES CREDIT PLAN	286.78	W R	08/31/18
21070	08/08/18	4252	STERLING PAPER	5,283.08	W R	08/31/18
21071	08/08/18	6093	SUPERIOR TEXT	385.00	W R	08/31/18
21072	08/08/18	4599	WOODHULL/FELTZ C/O US BANK	2,150.00	W R	08/31/18
21073	08/08/18	2660	UPPER VALLEY MEDICAL CENTER	2,221.68	W W	
21074	08/08/18	3622	VARTEK SERVICES, INC	6,692.67	W R	08/31/18
21075	08/08/18	593	VILLAGE OF BRADFORD	174.00	W R	08/31/18
21076	08/08/18	6036	Warther Woodworking	88.80	W R	08/31/18
21077	08/13/18	3791	STILLWATER VALLEY GOLF COURS	35.00	W R	08/31/18
21078	08/17/18	5242	AMERICAN FIDELITY ADMIN. SVC	1,183.25	W R	08/31/18
21079	08/17/18	5257	BARGA, JANA	288.00	W R	08/31/18
21080	08/17/18	152	BLICK ART MATERIALS	46.64	W R	08/31/18
21081	08/17/18	956	BROWN SUPPLY COMPANY	157.35	W R	08/31/18
21082	08/17/18	184	COCA-COLA BOTTLING CO.	285.00	W R	08/31/18
21083	08/17/18	5232	DIRECT ENERGY BUSINESS	442.51	W R	08/31/18
21084	08/17/18	3106	VISA	1,688.62	W R	08/31/18
21085	08/17/18	320	HOCKER'S SERVICE	505.00	W R	08/31/18
21086	08/17/18	4905	LAMINATING USA, LLC	1,167.68	W R	08/31/18
21087	08/17/18	4215	LIBERTY SERVICES INC.	200.00	W R	08/31/18
21088	08/17/18	1963	MIAMI COUNTY EDUCATIONAL	100.00	W R	08/31/18
21089	08/17/18	471	PATTY'S IGA INC.	8.16	W R	08/31/18

DATE: 09/04/2018
TIME: 15:50:54

BRADFORD EXEMPTED VILLAGE SD
SUMMARY CHECK REGISTER - ALL CHECKS

PAGE 2
(CHECKS)

CHECK	DATE	NUMBER - VENDOR - NAME	AMOUNT	O-STS-C	REC/VD
21090	08/17/18	4825 PENNY'S BLACKTOP MAINTENANCE	3,388.00	W R	08/31/18
21091	08/17/18	6017 PUBLIC FINANCE RESOURCES, IN	2,065.00	W W	
21092	08/17/18	6098 ROBERT G KENDIG	89.68	W W	
21093	08/17/18	1265 RUMPKE INC.	607.08	W R	08/31/18
21094	08/17/18	4594 SCHOOL SPECIALTY	49.74	W R	08/31/18
21095	08/17/18	3280 SHELL OIL COMPANY INC.	162.14	W R	08/31/18
21096	08/17/18	5339 MILLER, SKIP	37.62	W W	
21097	08/17/18	838 SMITTY'S BICYCLE AND	65.00	W R	08/31/18
21098	08/17/18	883 SOUTHWESTERN OH. EPC	45,098.43	W W	
21099	08/17/18	539 STANTON'S SHEET MUSIC	202.05	W R	08/31/18
21100	08/17/18	3675 TIME WARNER CABLE	717.07	W R	08/31/18
21101	08/17/18	3643 VECTREN ENERGY DELIVERY	233.31	W R	08/31/18
21102	08/17/18	598 VPP INDUSTRIES INC.	1,861.80	W R	08/31/18
21103	08/17/18	4798 WOODHULL, LLC	306.82	W R	08/31/18
21104	08/20/18	3959 BIG TEAMS LLC	795.00	W R	08/31/18
21105	08/20/18	899000 BRADFORD PETTY CASH	1,680.00	W R	08/31/18
21106	08/20/18	5041 AGILE SPORTS TECHNOLOGIES	1,399.00	W R	08/31/18
21107	08/31/18	6102 BRADFORD EXEMPTED VILLAGE SC	40.00	W R	08/31/18
211200	08/03/18	900744 FIFTH THIRD OF	122,795.66	C C	
211201	08/03/18	900744 FIFTH THIRD OF	1,678.51	M M	
211202	08/03/18	900885 School Employees Retirement	359.62	M M	
211203	08/03/18	900847 STATE TEACHERS RETIREMENT	1,965.13	M M	
211204	08/03/18	900847 STATE TEACHERS RETIREMENT	.00	M M	
211205	08/08/18	900006 GFS MEMO VENDOR	432.67	M M	
211206	08/17/18	900744 FIFTH THIRD OF	141,077.19	C C	
211207	08/17/18	900744 FIFTH THIRD OF	1,947.55	M M	
211208	08/17/18	900885 School Employees Retirement	368.61	M M	
211209	08/17/18	900885 School Employees Retirement	.00	M M	
211210	08/17/18	900847 STATE TEACHERS RETIREMENT	2,014.29	M M	
211211	08/17/18	900847 STATE TEACHERS RETIREMENT	.00	M M	
211212	08/16/18	900006 GFS MEMO VENDOR	2,685.22	M M	
211213	08/31/18	900744 FIFTH THIRD OF	137,297.52	C C	
211214	08/31/18	900744 FIFTH THIRD OF	1,990.87	M M	
211215	08/31/18	900885 School Employees Retirement	368.61	M M	
211216	08/31/18	900885 School Employees Retirement	.00	M M	
211217	08/31/18	900847 STATE TEACHERS RETIREMENT	2,014.29	M M	
211218	08/31/18	900847 STATE TEACHERS RETIREMENT	.00	M M	
211219	08/31/18	900000 Journal Entry	.00	M M	
211220	08/31/18	900006 GFS MEMO VENDOR	2,605.96	M M	
VOID	V	0	.00		
RECONCILED	R	65	51,785.49		
OUTSTANDING	W,C,I,T,B	12	450,902.78		
MEMO	M	18	18,431.33		
REFUND	B	0	.00		
WARRANT	W	74	101,517.90		
PAYROLL	C	3	401,170.37		
TRANSFERS	T	0	.00		
DIST/CORR	D	0	.00		
INVESTMENT	I	0	.00		
*** TOTAL CHECKS WRITTEN ***		95	521,119.60		

BRADFORD EXEMPTED VILLAGE SD FINANCIAL REPORT BY FUND (With fund totals)

MDECA CREATED (FINJOU)
*** NOTE!! ONLY ACTIVE ACCOUNTS HAVE BEEN SELECTED, TOTALS MAY EXCLUDE AMOUNTS THAT ARE RELATED TO INACTIVE ACCOUNTS. ***

	BEGINNING BALANCE	MTD RECEIPTS	FYTD RECEIPTS	MTD EXPENDITURES	FYTD EXPENDITURES	AVAILABLE BALANCE	TOTAL ENCUMBERED	TOTAL UNENCUMB BALANCE

** FUND 001 **								

0000 GENERAL FUND	\$5,760,751.40	695,756.39	1,627,591.01	613,828.37	1,117,921.77	\$6,270,420.64	\$1,006,733.23	\$5,263,687.41
9000 GENERAL	\$5,151.82	.00	.00	.00	.00	\$5,151.82	\$.00	\$5,151.82
9002 SED BUS PURCHASE SET-ASIDES DARKE CO	\$31,156.92	.00	.00	.00	.00	\$31,156.92	\$.00	\$31,156.92
9003 MH BUS PURCHASE SET-ASIDES - DARKE CO	\$66,502.99	.00	.00	.00	.00	\$66,502.99	\$.00	\$66,502.99
9045 GENERAL	\$33,094.47	2,433.66	2,433.66	.00	.00	\$35,528.13	\$.00	\$35,528.13
9121 TEXTBOOK AND INSTRUCTIONAL MATERIALS SET-ASID	\$109,538.73	.00	.00	1,267.42	1,267.42	\$108,271.31	\$26,449.71	\$81,821.60
9122 CAPITAL MAINTENANCE SET-ASIDES	\$270,594.99	.00	.00	2,281.66	2,281.66	\$272,876.65	\$158,577.75	\$431,454.40
9125 Cafeteria Plan Refunds	\$651.98	.00	.00	.00	.00	\$651.98	\$.00	\$651.98
9194 GENERAL FUND - STATE BUS PURCHASE ALLOWANCE	\$4,229.48	.00	.00	.00	.00	\$4,229.48	\$.00	\$4,229.48
9195 GENERAL FUND - PARITY	\$116,690.81	.00	.00	.00	.00	\$116,690.81	\$.00	\$116,690.81
9215 BOOSTER CLUB MONEY FOR FOOD ACTIVITIES	\$.00	425.59	425.59	425.59	425.59	\$.00	\$574.41	\$574.41
9222 GENERAL	\$230.83	13.25	13.25	.00	.00	\$244.08	\$.00	\$244.08
9318 PETTY CASH ACCOUNTS	\$.00	.00	.00	100.00	100.00	\$100.00	\$.00	\$100.00
9320 GENERAL	\$30.00	.00	.00	.00	.00	\$30.00	\$.00	\$30.00
9412 GENERAL STATE SETASIDE	\$113,345.65	.00	.00	.00	.00	\$113,345.65	\$.00	\$113,345.65
9718 GENERAL	\$30,364.46	.00	.00	15,841.35	32,124.24	\$62,488.70	\$953.83	\$63,442.53
TOT 001:	\$5,940,415.63	698,628.89	1,630,463.51	693,744.39	1,154,120.68	\$6,416,758.46	\$1,193,288.93	\$5,223,469.53

** FUND 002 **

0000 BOND RETIREMENT 4.12 MILLS BOND REG/BLDG 2020

\$146,680.65 32,988.74 32,988.74 700.03 700.03 700.03 \$178,969.36 \$178,969.36 \$178,969.36

BRADFORD EXEMPTED VILLAGE SD FINANCIAL REPORT BY FUND (With fund totals)

MDECA CREATED (FINJOU)
*** NOTE1: ONLY ACTIVE ACCOUNTS HAVE BEEN SELECTED, TOTALS MAY EXCLUDE AMOUNTS THAT ARE RELATED TO INACTIVE ACCOUNTS. ***

BEGINNING BALANCE	MTD RECEIPTS	FYTD RECEIPTS	MTD EXPENDITURES	FYTD EXPENDITURES	AVAILABLE BALANCE	TOTAL ENCUMBERED	TOTAL UNENCUMBERED BALANCE
9020 BOND RETIREMENT -58 MILLS BOND SITE 2020							
\$24,209.00	4,570.69	4,570.69	50.27	50.27	\$28,729.42	\$.00	\$28,729.42
TOT 002:	\$170,889.65	37,559.43	750.30	750.30	\$207,698.78	\$.00	\$207,698.78
=====							

** FUND 003 **							

0000 PERMANENT IMPROVEMENT FUND							
\$441,263.90	.00	.00	.00	.00	\$441,263.90	\$.00	\$441,263.90
TOT 003:	\$441,263.90	.00	.00	.00	\$441,263.90	\$.00	\$441,263.90
=====							

** FUND 006 **							

0000 LUNCHROOM/FOOD SERVICE							
\$91,719.10	6,335.91	6,771.38	22,364.86	33,261.73	\$65,228.75	\$7,561.65	\$57,667.10
9318 PETTY CASH ACCOUNTS							
\$.00	.00	.00	80.00	80.00	\$80.00-	\$.00	\$80.00-
TOT 006:	\$91,719.10	6,335.91	22,444.86	33,341.73	\$65,148.75	\$7,561.65	\$57,587.10
=====							

** FUND 007 **							

9000 UNCLAIMED FUNDS							
\$489.73	.00	.00	.00	.00	\$489.73	\$.00	\$489.73
9900 BRADFORD FIRE & RESCUE SCHOLARSHIP							
\$500.00-	.00	.00	.00	.00	\$500.00-	\$.00	\$500.00-
9901 CREIGLOW SCHOLARSHIP FUND							
\$1,000.00	.00	.00	.00	250.00	\$750.00	\$250.00	\$500.00

FINANCIAL REPORT BY FUND (With fund totals)

BRADFORD EXEMPTED VILLAGE SD

MDECA CREATED (FINJOU)

*** NOTE!! ONLY ACTIVE ACCOUNTS HAVE BEEN SELECTED, TOTALS MAY EXCLUDE AMOUNTS THAT ARE RELATED TO INACTIVE ACCOUNTS. ***

BEGINNING BALANCE	MTD RECEIPTS	FYTD RECEIPTS	MTD EXPENDITURES	FYTD EXPENDITURES	AVAILABLE BALANCE	TOTAL ENCUMBERED	TOTAL UNENCUMB BALANCE
9902 BLESSED DIRECTION INC. SCHOLARSHIP	.00	.00	.00	500.00	\$5,000.00	\$4,000.00	\$1,000.00
9903 MAX WEAVER SCHOLARSHIP FUND	.00	.00	.00	.00	\$500.00	\$0.00	\$500.00
9905 MISC SCHOLARSHIP DONATIONS	.00	.00	.00	.00	\$3,250.00-	\$0.00	\$3,250.00-
9906 COVINGTON EAGLES SCHOLARSHIP FUND	.00	.00	.00	.00	\$3,774.62	\$750.00	\$3,024.62
9907 PEPSI AND COCA-COLA SCHOLARSHIP FUNDS	.00	.00	.00	.00	\$2,500.00	\$0.00	\$2,500.00
9908 RICHARD "DICK" HARMON SCHOLARSHIP FUND	.00	.00	.00	.00	\$25,500.00	\$0.00	\$25,500.00
9909 VERNON LINDEMAN LINEMAN SCHOLARSHIP	.00	.00	.00	.00	\$1,000.00	\$0.00	\$1,000.00
9910 AAA SCHOLARSHIP FUND	.00	.00	.00	.00	\$0.00	\$0.00	\$0.00
9911 RAY PRUITT SCHOLARSHIP FUND	.00	.00	.00	.00	\$0.00	\$0.00	\$0.00
9912 HAROLD MARKER SCHOLARSHIP FUND	.00	.00	.00	.00	\$2,000.00	\$2,000.00	\$0.00
9996 PRODUCTION PAINT FINISHERS GRANT/SPECIAL TRUS	.00	.00	.00	.00	\$4,007.99-	\$500.00	\$4,507.99-
TOT 007:	.00	.00	.00	750.00	\$33,756.36	\$7,500.00	\$26,256.36

** FUND 008 **							

0000 WADE KINDERGARTEN	18.31	36.07	.00	.00	\$10,332.89	\$0.00	\$10,332.89
9202 BEARD ENDORMENT	78.73	155.11	.00	.00	\$44,433.53	\$1,000.00	\$43,433.53
TOT 008:	97.04	191.18	.00	.00	\$54,766.42	\$1,000.00	\$53,766.42

** FUND 010 **							

BRADFORD EXEMPTED VILLAGE SD FINANCIAL REPORT BY FUND (With fund totals)

MDECA CREATED (FINJOU)

*** NOTE!! ONLY ACTIVE ACCOUNTS HAVE BEEN SELECTED, TOTALS MAY EXCLUDE AMOUNTS THAT ARE RELATED TO INACTIVE ACCOUNTS. ***

	BEGINNING BALANCE	MTD RECEIPTS	FYTD RECEIPTS	MTD EXPENDITURES	FYTD EXPENDITURES	AVAILABLE BALANCE	TOTAL ENCUMBERED	TOTAL UNENCUMB BALANCE
0000 CLASSROOM FACILITIES								
	\$.00	.00	.00	.00	.00	\$.00	\$.00	\$.00
TOT 010:	\$.00	.00	.00	.00	.00	\$.00	\$.00	\$.00
=====								

** FUND 018 **								

9110 PRINCIPAL FUND - ELEMENTARY	\$15,334.19	818.14	818.14	481.56	2,146.94	\$14,005.99	\$2,016.73	\$11,988.66
9113 ELEMENTARY PRINCIPAL -BOX TOPS	\$13,216.28	.00	.00	.00	.00	\$13,216.28	\$347.40	\$12,868.88
9130 HIGH SCHOOL PRINCIPAL FUND	\$2,597.20	503.86	503.86	285.00	285.00	\$2,816.06	\$590.00	\$2,226.06
9131 HIGH SCHOOL PRINCIPAL (AFTER PROM) FUND	\$250.00	.00	.00	.00	.00	\$250.00	\$.00	\$250.00
9222 HIGH SCHOOL PRINCIPAL FUND LIBRARY	\$2,188.00	.00	.00	.00	.00	\$2,188.00	\$.00	\$2,188.00
TOT 018:	\$33,585.67	1,322.00	1,322.00	766.56	2,431.94	\$32,475.73	\$2,954.13	\$29,521.60
=====								

** FUND 019 **								

0000 OTHER GRANT	\$.00	.00	2.85	.00	.00	\$2.85	\$.00	\$2.85
9001 SHOPA KIDS IN NEED FOUNDATION GRANT	\$.35	.00	.00	.00	.00	\$.35	\$.00	\$.35
9003 MIAMI COUNTY FOUNDATION-FEELING GOOD MILE HIG	\$1.84	.00	.00	.00	.00	\$1.84	\$.00	\$1.84
9004 RADIO & TEL NEWS DIRECTORS FOUND MEDIA TECH	\$174.02	.00	.00	.00	.00	\$174.02	\$.00	\$174.02
9005 ECO GARDEN GRANT MIAMI COUNTY PARK DISTRICT	\$500.00	.00	.00	.00	.00	\$500.00	\$.00	\$500.00
9007 REED - VALEDICTORIAN/MEMORIAL	\$309.58	.00	.00	.00	.00	\$309.58	\$.00	\$309.58
9008 MIAMI COUNTY FOUNDATION ECO GARDEN GRANT	\$3.75	.00	.00	.00	.00	\$3.75	\$.00	\$3.75

BRADFORD EXEMPTED VILLAGE SD FINANCIAL REPORT BY FUND (With fund totals)

MDECA CREATED (FINJOU)

*** NOTE!! ONLY ACTIVE ACCOUNTS HAVE BEEN SELECTED, TOTALS MAY EXCLUDE AMOUNTS THAT ARE RELATED TO INACTIVE ACCOUNTS. ***

	BEGINNING BALANCE	MTD RECEIPTS	FYTD RECEIPTS	MTD EXPENDITURES	FYTD EXPENDITURES	AVAILABLE BALANCE	TOTAL ENCUMBERED	TOTAL UNENCUMB BALANCE
9009 ELEMENTARY ART - TROY FOUNDATION	\$12.91	.00	.00	.00	.00	\$12.91	\$0.00	\$12.91
9011 MIAMI COUNTY FOUNDATION ALL ABOARD PROGRAM	\$102.22	.00	.00	.00	.00	\$102.22	\$0.00	\$102.22
9012 MAC GRANT	\$1,093.18	.00	.00	.00	.00	\$1,093.18	\$0.00	\$1,093.18
9015 MIAMI COUNTY FOUNDATION ELEMENTARY GRANT	\$20.25	.00	.00	.00	.00	\$20.25	\$0.00	\$20.25
9017 EAGLES-COVINGTON DONATION	\$5,927.64	.00	.00	.00	.00	\$5,927.64	\$0.00	\$5,927.64
9018 MIAMI COUNTY FOUNDATION-ART DISCOVERY CAMP	\$512.62	.00	.00	.00	.00	\$512.62	\$0.00	\$512.62
9021 TROY FOUNDATION FIELD TRIP GRANT	\$0.00	.00	.00	.00	.00	\$0.00	\$0.00	\$0.00
9022 MISCELLANEOUS FIELD TRIP GRANTS	\$758.76	.00	.00	.00	.00	\$758.76	\$0.00	\$758.76
9023 VIVIAN RUSSELL KINDERGARTEN FUND	\$57.87	.00	.00	.00	.00	\$57.87	\$0.00	\$57.87
9024 ANNA BIER ART GRANT	\$593.99	.00	.00	.00	.00	\$593.99	\$92.90	\$501.09
9025 COMMUNITY BLOOD CENTER GRANT	\$0.00	.00	.00	.00	.00	\$0.00	\$0.00	\$0.00
9026 BELIEVE IN OHIO GRANT	\$67.65	.00	.00	.00	.00	\$67.65	\$0.00	\$67.65
9027 TRI-COUNTY BOARD OF REC AND MENTAL HEALTH GRA	\$0.00	.00	.00	.00	.00	\$0.00	\$0.00	\$0.00
9131 MIAMI COUNTY FOUNDATION SEMI-ANNUAL GRANT	\$1,560.54	.00	.00	.00	.00	\$1,560.54	\$0.00	\$1,560.54
9132 OTHER GRANT RENAISSANCE	\$0.00	.00	.00	.00	.00	\$0.00	\$0.00	\$0.00
9181 MIAMI COUNTY PARKS - GIZMOS GRANT	\$2,200.00	.00	.00	.00	.00	\$2,200.00	\$2,195.03	\$4.97
9182 Miami County Parks-7th Growth Mindsets	\$1,750.00	.00	.00	.00	.00	\$1,750.00	\$1,750.00	\$0.00
9222 OTHER GRANT LIBRARY	\$10.00	.00	.00	.00	.00	\$10.00	\$0.00	\$10.00
9230 OTHER GRANT	\$150.00	.00	.00	.00	.00	\$150.00	\$0.00	\$150.00
9410 GRANT FROM DARKE COUNTY FOUNDATION	\$0.00	1,100.00	1,100.00	.00	.00	\$1,100.00	\$0.00	\$1,100.00
9517 OTHER GRANT	\$6,400.00	.00	.00	.00	.00	\$6,400.00	\$0.00	\$6,400.00

BRADFORD EXEMPTED VILLAGE SD FINANCIAL REPORT BY FUND (With fund totals)

MDECA CREATED (FINJOU)
*** NOTE 1: ONLY ACTIVE ACCOUNTS HAVE BEEN SELECTED, TOTALS MAY EXCLUDE AMOUNTS THAT ARE RELATED TO INACTIVE ACCOUNTS. ***

BEGINNING BALANCE	MTD RECEIPTS	FYTD RECEIPTS	MTD EXPENDITURES	FYTD EXPENDITURES	AVAILABLE BALANCE	TOTAL ENCUMBERED	TOTAL UNENCUMBERED BALANCE
TOT 019: \$22,207.17	1,100.00	1,102.85	.00	.00	\$23,310.02	\$4,037.93	\$19,272.09
=====							

** FUND 022 **							

0000 OHSAA TOURNAMENT ACCOUNTS	.00	.00	.00	.00	\$399.54	\$.00	\$399.54
9718 DISTRICT AGENCY	.00	.00	.00	.00	\$1,039.96	\$.00	\$1,039.96
TOT 022: \$1,439.50	.00	.00	.00	.00	\$1,439.50	\$.00	\$1,439.50
=====							

** FUND 034 **							

0000 CLASSROOM FAC. MAINT.	\$440,324.63	7,148.01	143.17	143.17	\$447,329.47	\$.00	\$447,329.47
9045 MAINTENANCE FUND DELINQUENCIES	\$596.01	42.53	.00	.00	\$638.54	\$.00	\$638.54
TOT 034: \$440,920.64	7,190.54	7,190.54	143.17	143.17	\$447,968.01	\$.00	\$447,968.01
=====							

** FUND 200 **							

9000 MULTIPLE DISABILITIES CLASS	.00	.00	.00	.00	\$2,499.44	\$.00	\$2,499.44
9015 CLASS OF 2015	\$.00	.00	.00	.00	\$.00	\$.00	\$.00
9016 CLASS OF 2016	\$.00	.00	.00	.00	\$.00	\$.00	\$.00

MDECA CREATED (FINJOU)

*** NOTE1: ONLY ACTIVE ACCOUNTS HAVE BEEN SELECTED, TOTALS MAY EXCLUDE AMOUNTS THAT ARE RELATED TO INACTIVE ACCOUNTS. ***

BEGINNING BALANCE	MTD RECEIPTS	FYTD RECEIPTS	MTD EXPENDITURES	FYTD EXPENDITURES	AVAILABLE BALANCE	TOTAL ENCUMBERED	TOTAL UNENCUMB BALANCE
9017 CLASS OF 2017	\$.00	.00	.00	.00	\$.00	\$.00	\$.00
9018 CLASS OF 2018	\$308.56	.00	.00	.00	\$308.56	\$.00	\$308.56
9019 CLASS OF 2019	\$1,617.34	.00	.00	75.00	\$1,542.34	\$181.45	\$1,360.89
9020 CLASS OF 2020	\$1,018.15	.00	.00	.00	\$1,018.15	\$.00	\$1,018.15
9021 Class of 2021	\$1,402.05	.00	.00	.00	\$1,402.05	\$.00	\$1,402.05
9022 CLASS OF 2022	\$.00	.00	.00	.00	\$.00	\$.00	\$.00
9119 POWER OF THE PEN	\$280.00	.00	.00	.00	\$280.00	\$.00	\$280.00
9128 SPANISH CLUB	\$28.73	.00	.00	.00	\$28.73	\$.00	\$28.73
9130 MUSE MACHINE	\$2,001.22	.00	.00	.00	\$2,001.22	\$.00	\$2,001.22
9131 DRAMA CLUB	\$6,099.49	.00	.00	.00	\$6,099.49	\$.00	\$6,099.49
9132 RENAISSANCE	\$.00	.00	.00	.00	\$.00	\$.00	\$.00
9133 GLEE CLUB	\$368.65	.00	.00	.00	\$368.65	\$.00	\$368.65
9320 HIGH SCHOOL FAMILY & CONSUMER SCIENCE	\$.00	.00	.00	.00	\$.00	\$.00	\$.00
9330 FUTURE FARMERS OF AMERICA	\$4,751.01	168.00	14.50	1,232.00	\$3,687.01	\$822.50	\$2,864.51
9400 HIGH SCHOOL MUSIC DEPARTMENT	\$571.12	.00	.00	.00	\$571.12	\$.00	\$571.12
9610 ELEMENTARY STUDENT COUNCIL	\$648.32	.00	.00	.00	\$648.32	\$.00	\$648.32
9630 HIGH SCHOOL STUDENT COUNCIL	\$1,179.06	.00	.00	.00	\$1,179.06	\$.00	\$1,179.06
9680 YEARBOOK	\$6,529.26	740.00	.00	.00	\$7,269.26	\$2,315.00	\$4,954.26
9710 NATIONAL HONOR SOCIETY	\$321.27-	.00	.00	.00	\$321.27-	\$.00	\$321.27-
TOT 200:	\$28,981.13	908.00	14.50	1,307.00	\$28,582.13	\$3,318.95	\$25,263.18

MDECA CREATED (FINJOUJ)

*** NOTE1: ONLY ACTIVE ACCOUNTS HAVE BEEN SELECTED, TOTALS MAY EXCLUDE AMOUNTS THAT ARE RELATED TO INACTIVE ACCOUNTS. ***

BEGINNING BALANCE	MTD RECEIPTS	FYTD RECEIPTS	MTD EXPENDITURES	FYTD EXPENDITURES	AVAILABLE BALANCE	TOTAL ENCUMBERED	TOTAL UNENCUMB BALANCE

** FUND 300 **							

9001 HIGH SCHOOL ART	\$721.58	.00	.00	.00	\$721.58	\$.00	\$721.58
9002 WASHINGTON DC TRIP - 8TH GRADE	\$8,441.78	1,606.58	.00	.00	\$10,048.36	\$8,000.00	\$2,048.36
9004 MEDIA-TECH CLASS	\$5.57	.00	.00	.00	\$5.57	\$.00	\$5.57
9190 ROADER BALLOONS	\$.00	.00	.00	.00	\$.00	\$.00	\$.00
9500 ATHLETIC DIRECTOR	\$13,973.18	45,773.66	8,866.82	11,103.05	\$48,643.79	\$39,190.69	\$9,453.10
9501 ATHLETIC DIRECTOR FSN	\$750.00	.00	.00	.00	\$750.00	\$.00	\$750.00
TOT 300:	\$23,892.11	47,360.59	8,866.82	11,103.05	\$60,169.30	\$47,190.69	\$12,978.61

** FUND 451 **							

9216 FY16 DATA COMM	\$.00	.00	.00	.00	\$.00	\$.00	\$.00
9217 FY17 DATA COMM	\$.00	.00	.00	.00	\$.00	\$.00	\$.00
9718 DATA COMM	\$.00	.00	.00	.00	\$.00	\$.00	\$.00
TOT 451:	\$.00	.00	.00	.00	\$.00	\$.00	\$.00

** FUND 499 **							

9209 GIFTED SUPPLEMENTAL FUNDS FY2009	\$.00	.00	.00	.00	\$.00	\$.00	\$.00
9210 SAFE ROUTES TO SCHOOL GRANT FY2010	\$.00	.00	.00	.00	\$.00	\$.00	\$.00

MDECA CREATED (FINJOU)

*** NOTE!! ONLY ACTIVE ACCOUNTS HAVE BEEN SELECTED, TOTALS MAY EXCLUDE AMOUNTS THAT ARE RELATED TO INACTIVE ACCOUNTS. ***

BEGINNING BALANCE	MTD RECEIPTS	FYTD RECEIPTS	MTD EXPENDITURES	FYTD EXPENDITURES	AVAILABLE BALANCE	TOTAL ENCUMBERED	TOTAL UNENCUMB BALANCE
9211 MISC. STATE GRANT SCHOOL IMPR INCENT AWARD	.00	.00	.00	.00	\$.00	\$.00	\$.00
9214 OSFC SAFETY AND SECURITY GRANT	.00	.00	.00	.00	\$.00	\$.00	\$.00
9718 MISC. STATE GRANT	.00	147.50	.00	.00	\$147.50	\$.00	\$147.50
9909 ADVANCED ENERGY GRANT - OHIO DEPT OF DEVELOPM	.00	.00	.00	.00	\$.00	\$.00	\$.00
TOT 499:	.00	147.50	.00	.00	\$147.50	\$.00	\$147.50

** FUND 504 **

0000 ED JOBS FUND

TOT 504:	.00	.00	.00	.00	\$.00	\$.00	\$.00
----------	-----	-----	-----	-----	--------	--------	--------

** FUND 506 **

0000 RACE TO THE TOP FEDERAL FUNDS

TOT 506:	.00	.00	.00	.00	\$.00	\$.00	\$.00
----------	-----	-----	-----	-----	--------	--------	--------

** FUND 516 **

0000 IDEA PART B

TOT 516:	.00	.00	.00	.00	\$.00	\$.00	\$.00
----------	-----	-----	-----	-----	--------	--------	--------

MDECA CREATED (FINJOUJ)

*** NOTE1: ONLY ACTIVE ACCOUNTS HAVE BEEN SELECTED, TOTALS MAY EXCLUDE AMOUNTS THAT ARE RELATED TO INACTIVE ACCOUNTS. ***

BEGINNING BALANCE	MTD RECEIPTS	FYTD RECEIPTS	MTD EXPENDITURES	FYTD EXPENDITURES	AVAILABLE BALANCE	TOTAL ENCUMBERED	TOTAL UNENCUMB BALANCE
9017 IDEA PART B	.00	.00	.00	.00	\$.00	\$.00	\$.00
9018 IDEA PART B	.00	.00	.00	.00	\$.00	\$.00	\$.00
9209 IDEA B SPECIAL ED FY2009 FLOWTHRU	.00	.00	.00	.00	\$.00	\$.00	\$.00
9210 IDEA B SPECIAL ED FY2010	.00	.00	.00	.00	\$.00	\$.00	\$.00
9211 IDEA B SPECIAL ED FY2011	.00	.00	.00	.00	\$.00	\$.00	\$.00
9212 IDEA B SPECIAL ED FY2012	.00	.00	.00	.00	\$.00	\$.00	\$.00
9213 IDEA B SPECIAL ED FY2013	.00	.00	.00	.00	\$.00	\$.00	\$.00
9214 IDEA B SPECIAL ED FY2014	.00	.00	.00	.00	\$.00	\$.00	\$.00
9215 IDEA B SPECIAL ED FY2015	.00	.00	.00	.00	\$.00	\$.00	\$.00
9216 IDEA B SPECIAL ED FY2016	.00	.00	.00	.00	\$.00	\$.00	\$.00
9217 IDEA B SPECIAL ED FY2017	.00	.00	.00	.00	\$.00	\$.00	\$.00
932N SPECIAL ED - ARRA STIMULUS	.00	.00	.00	.00	\$.00	\$.00	\$.00
932O SPECIAL ED - ARRA STIMULUS	.00	.00	.00	.00	\$.00	\$.00	\$.00
9718 IDEA PART B	.00	.00	.00	.00	\$.00	\$.00	\$.00
9819 TITLE 6B GRANT FOR 2018-2019	.00	.00	.00	.00	\$.00	\$.00	\$.00
TOT 516:	.00	.00	.00	.00	\$.00	\$.00	\$.00

** FUND 532 **

932N STATE FISCAL STABILIZATION FUND (SFSF) STIMUL

\$.00 .00

932O STATE FISCAL STABILIZATION FUND (SFSF) STIMUL

\$.00 .00

MDECA CREATED (FINJOU)

*** NOTE!! ONLY ACTIVE ACCOUNTS HAVE BEEN SELECTED, TOTALS MAY EXCLUDE AMOUNTS THAT ARE RELATED TO INACTIVE ACCOUNTS. ***

	BEGINNING BALANCE	MTD RECEIPTS	FYTD RECEIPTS	MTD EXPENDITURES	FYTD EXPENDITURES	AVAILABLE BALANCE	TOTAL ENCUMBERED	TOTAL UNENCUMB BALANCE
TOT 532:	\$.00	.00	.00	.00	.00	\$.00	\$.00	\$.00
=====								

** FUND 533 **								

9210 TITLE II-TECH FY2010	.00	.00	.00	.00	.00	\$.00	\$.00	\$.00
9211 TITLE II-TECH FY2011	.00	.00	.00	.00	.00	\$.00	\$.00	\$.00
9212 TITLE II-D TECH FY2012	.00	.00	.00	.00	.00	\$.00	\$.00	\$.00
TOT 533:	\$.00	.00	.00	.00	.00	\$.00	\$.00	\$.00
=====								

** FUND 572 **								

0000 TITLE I								
9209 TITLE I DISADVANTAGED YOUTH FY2009	\$148.94	.00	336.90	.00	.00	\$485.84	\$.00	\$485.84
9210 TITLE I DISADVANTAGED YOUTH FY2010	\$.00	.00	.00	.00	.00	\$.00	\$.00	\$.00
9211 TITLE I DISADVANTAGED YOUTH FY2011	\$.00	.00	.00	.00	.00	\$.00	\$.00	\$.00
9213 TITLE I DISADVANTAGES YOUTH FY2013	\$.00	.00	.00	.00	.00	\$.00	\$.00	\$.00
9214 TITLE I DISADVANTAGED YOUTH FY2014	\$.00	.00	.00	.00	.00	\$.00	\$.00	\$.00
9215 TITLE I DISADVANTAGED YOUTH FY2015	\$.00	.00	.00	.00	.00	\$.00	\$.00	\$.00
9216 TITLE I DISADVANTAGE YOUTH FY16	\$.00	.00	.00	.00	.00	\$.00	\$.00	\$.00
9217 TITLE I DISADVANTAGED YOUTH FY17	\$.00	.00	.00	.00	.00	\$.00	\$.00	\$.00
9218 TITLE I DISADVANTAGED YOUTH FY18	\$.00	.00	.00	.00	.00	\$.00	\$.00	\$.00

MDECA CREATED (FINJOU)

*** NOTE1: ONLY ACTIVE ACCOUNTS HAVE BEEN SELECTED, TOTALS MAY EXCLUDE AMOUNTS THAT ARE RELATED TO INACTIVE ACCOUNTS. ***

BEGINNING BALANCE	MTD RECEIPTS	FYTD RECEIPTS	MTD EXPENDITURES	FYTD EXPENDITURES	AVAILABLE BALANCE	TOTAL ENCUMBERED	TOTAL UNENCUMB BALANCE
932N TITLE I STIMULUS FY2010	.00	.00	.00	.00	\$.00	\$.00	\$.00
9320 TITLE I STIMULUS FY2011	.00	.00	.00	.00	\$.00	\$.00	\$.00
9718 TITLE I DISADVANTAGES YOUTH FY18	.00	.00	.00	.00	\$.00	\$.00	\$.00
9819 TITLE ONE 2018-2019 SCHOOL YEAR	15,000.00	15,000.00	4,444.83	4,444.83	\$10,555.17	\$.00	\$10,555.17
TOT 572:	\$148.94	15,000.00	4,444.83	4,444.83	\$11,041.01	\$.00	\$11,041.01

** FUND 573 **

9209 TITLE V FY2009

\$.00	.00	.00	.00	.00	\$.00	\$.00	\$.00
TOT 573:	\$.00	.00	.00	.00	\$.00	\$.00	\$.00

** FUND 584 **

9209 SAFE AND DRUG FREE FY2009

\$.00	.00	.00	.00	.00	\$.00	\$.00	\$.00
9210 SAFE AND DRUG FREE FY2010	.00	.00	.00	.00	\$.00	\$.00	\$.00
TOT 584:	\$.00	.00	.00	.00	\$.00	\$.00	\$.00

** FUND 587 **

MDECA CREATED (FINJOU)

*** NOTE!! ONLY ACTIVE ACCOUNTS HAVE BEEN SELECTED, TOTALS MAY EXCLUDE AMOUNTS THAT ARE RELATED TO INACTIVE ACCOUNTS. ***

BEGINNING BALANCE	MTD RECEIPTS	FYTD RECEIPTS	MTD EXPENDITURES	FYTD EXPENDITURES	AVAILABLE BALANCE	TOTAL ENCUMBERED	TOTAL UNENCUMB BALANCE
9017 PRESCHOOL MONIES	.00	.00	.00	.00	\$.00	\$.00	\$.00
9018 PRESCHOOL MONIES	\$.00						
9209 IDEA PRESCHOOL SPEC ED FY2009 FLOKTHRU	.00	.00	.00	.00	\$.00	\$.00	\$.00
9210 IDEA PRESCHOOL SPEC ED FY2010	.00	.00	.00	.00	\$.00	\$.00	\$.00
9211 IDEA PRESCHOOL SPEC ED FY2011	.00	.00	.00	.00	\$.00	\$.00	\$.00
9212 IDEA PRESCHOOL SPEC ED FY2012	.00	.00	.00	.00	\$.00	\$.00	\$.00
9213 IDEA PRESCHOOL SPEC ED FY2013	.00	.00	.00	.00	\$.00	\$.00	\$.00
9214 IDEA PRESCHOOL SPEC ED FY2013	.00	.00	.00	.00	\$.00	\$.00	\$.00
9215 IDEA PRESCHOOL SPEC ED FY2015	.00	.00	.00	.00	\$.00	\$.00	\$.00
9216 IDEA PRESCHOOL SPEC ED FY2016	.00	.00	.00	.00	\$.00	\$.00	\$.00
9217 IDEA PRESCHOOL SPEC ED FY2017	.00	.00	.00	.00	\$.00	\$.00	\$.00
932N IDEA B FY2010 STIMULUS	.00	.00	.00	.00	\$.00	\$.00	\$.00
932O IDEA B FY2011 STIMULUS	.00	.00	.00	.00	\$.00	\$.00	\$.00
9718 IDEA	.00	.00	.00	.00	\$.00	\$.00	\$.00
9819 PRESCHOOL GRANT FOR 2018-2019	.00	.00	.00	.00	\$.00	\$.00	\$.00
TOT 587:	\$.00	.00	.00	.00	\$.00	\$.00	\$.00

** FUND 590 **

9014 IMPROVING TEACHER QUALITY FY14					\$.00	\$.00	\$.00
9209 IMPROVING TEACHER QUALITY FY2009	.00	.00	.00	.00	\$.00	\$.00	\$.00
9210 IMPROVING TEACHER QUALITY FY2010	.00	.00	.00	.00	\$.00	\$.00	\$.00

MDECA CREATED (FINJOU)

*** NOTE!! ONLY ACTIVE ACCOUNTS HAVE BEEN SELECTED, TOTALS MAY EXCLUDE AMOUNTS THAT ARE RELATED TO INACTIVE ACCOUNTS. ***

BEGINNING BALANCE	MTD RECEIPTS	FYTD RECEIPTS	MTD EXPENDITURES	FYTD EXPENDITURES	AVAILABLE BALANCE	TOTAL ENCUMBERED	TOTAL UNENCUMB BALANCE
9211 IMPROVING TEACHER QUALITY FY2011	\$.00	.00	.00	.00	\$.00	\$.00	\$.00
9212 IMPROVING TEACHER QUALITY FY2012	\$.00	.00	.00	.00	\$.00	\$.00	\$.00
9213 IMPROVING TEACHER QUALITY FY2013	\$.00	.00	.00	.00	\$.00	\$.00	\$.00
9214 IMPROVING TEACHER QUALITY FY2014	\$.00	.00	.00	.00	\$.00	\$.00	\$.00
9215 IMPROVING TEACHER QUALITY FY2015	\$.00	.00	.00	.00	\$.00	\$.00	\$.00
9216 IMPROVING TEACHER QUALITY FY2016	\$.00	.00	.00	.00	\$.00	\$.00	\$.00
9217 IMPROVING TEACHER QUALITY FY2017	\$.00	.00	.00	.00	\$.00	\$.00	\$.00
9218 IMPROVING TEACHER QUALITY FY18	\$.00	.00	.00	.00	\$.00	\$.00	\$.00
9718 IMPROVING TEACHER QUALITY FY2018	\$.00	.00	.00	.00	\$.00	\$.00	\$.00
9819 TITLE IIA FOR THE 2018-2019 SCHOOL YEAR	\$.00	.00	.00	.00	\$.00	\$.00	\$.00
TOT 590:	\$.00	.00	.00	.00	\$.00	\$.00	\$.00
=====							

** FUND 599 **							

0000 OTHER MISC FEDERAL GRANTS		35.58	.00	.00	\$51.31	\$.00	\$51.31
9118 MISC. FED. GRANT	\$15.73						
9199 GRANT SMALL RURAL SCHOOL GRANTS	\$.00	.00	10,155.15	10,155.15	\$10,155.15-	\$375.00	\$10,530.15-
9209 TITLE II-D FY2009	\$.00	.00	.00	.00	\$.00	\$17,645.10	\$17,645.10-
9210 TITLE II-D FY2010	\$.00	.00	.00	.00	\$.00	\$.00	\$.00
9718 MISC. FED. GRANT	\$.00	.00	.00	.00	\$.00	\$.00	\$.00
9819 TITLE IV FOR THE 2018-2019 SCHOOL YEAR	\$.00	8,116.00	.00	.00	\$8,116.00	\$499.00	\$7,617.00
9909 REAP 2008-2009 FEDERAL GRANT	\$.00	.00	.00	.00	\$.00	\$.00	\$.00
	\$.00	.00	.00	.00	\$.00	\$.00	\$.00

MDECA CREATED (FINJOU)

*** NOTE!! ONLY ACTIVE ACCOUNTS HAVE BEEN SELECTED, TOTALS MAY EXCLUDE AMOUNTS THAT ARE RELATED TO INACTIVE ACCOUNTS. ***

	BEGINNING BALANCE	MTD RECEIPTS	FYTD RECEIPTS	MTD EXPENDITURES	FYTD EXPENDITURES	AVAILABLE BALANCE	TOTAL ENCUMBERED	TOTAL UNENCUMB BALANCE
9910 REAP FY2010	\$.00	.00	.00	.00	.00	\$.00	\$.00	\$.00
9911 REAP FY2011	\$.00	.00	.00	.00	.00	\$.00	\$.00	\$.00
9912 REAP FY2012	\$.00	.00	.00	.00	.00	\$.00	\$.00	\$.00
9913 REAP FY2013	\$.00	.00	.00	.00	.00	\$.00	\$.00	\$.00
9914 REAP FY2014	\$.00	.00	.00	.00	.00	\$.00	\$.00	\$.00
9915 REAP FY2105	\$.00	.00	.00	.00	.00	\$.00	\$.00	\$.00
9916 REAP FY2016	\$.00	.00	.00	.00	.00	\$.00	\$.00	\$.00
9917 REAP FY2017	\$.00	.00	.00	.00	.00	\$.00	\$.00	\$.00
9918 REAP GRANT FOR 2017-2018	\$2,535.00	.00	.00	1,985.00	1,985.00	\$550.00	\$.00	\$550.00
	\$12,973.50	.00	11,364.50	.00	.00	\$24,338.00	\$.00	\$24,338.00
TOT 599:	\$15,524.23	.00	19,516.08	12,140.15	12,140.15	\$22,900.16	\$18,519.10	\$4,381.06

GRAND TOTALS:

\$7,300,069.27 815,502.40 1,767,889.61 683,315.58 1,220,532.85 \$7,847,426.03 \$1,285,371.38 \$6,562,054.65

*** NOTE!! ONLY ACTIVE ACCOUNTS HAVE BEEN SELECTED, TOTALS MAY EXCLUDE AMOUNTS THAT ARE RELATED TO INACTIVE ACCOUNTS. ***

BRADFORD EXEMPTED VILLAGE SD
 APPROPRIATION COMPLIANCE VERIFICATION
 Based On Expendable Amount
 Summary Report By Fund

FUND	DESCRIPTION	BEGIN CASH	REVSUM TOTAL	APPSUM TOTAL	CASH+REVS-APPS	ACTUAL FYTD RECEIPT
Total Fund 001	GENERAL	5,940,415.63	7,052,477.00	3,049,156.80	9,943,735.83	1,630,463.51
Total Fund 002	BOND RETIREMENT	170,889.65	104,127.00	31,828.00	243,188.65	37,559.43
Total Fund 003	PERMANENT IMPROVEMENT	441,263.90	0.00	11,980.00	429,283.90	0.00
Total Fund 006	FOOD SERVICE	91,719.10	251,130.00	61,428.12	281,420.98	6,771.38
Total Fund 007	SPECIAL TRUST	34,506.36	3,500.00	8,250.00	29,756.36	0.00
Total Fund 008	ENDOWMENT	54,575.24	980.00	1,000.00	54,555.24	191.18
Total Fund 010	CLASSROOM FACILITIES	0.00	0.00	0.00	0.00	0.00
Total Fund 018	PUBLIC SCHOOL SUPPORT	33,585.67	19,977.00	8,372.84	39,189.83	1,322.00
Total Fund 019	OTHER GRANT	22,207.17	400.00	4,037.93	18,569.24	1,102.85
Total Fund 020	SPECIAL ENTERPRISE FUND	0.00	0.00	0.00	0.00	0.00
Total Fund 022	DISTRICT AGENCY	1,439.50	4,825.00	0.00	6,264.50	0.00
Total Fund 034	CLASSROOM FACILITIES MAINT.	440,920.64	44,911.00	200.00	485,631.64	7,190.54
Total Fund 200	STUDENT MANAGED ACTIVITY	28,981.13	37,373.00	5,788.95	60,565.18	908.00
Total Fund 300	DISTRICT MANAGED ACTIVITY	23,892.11	73,861.00	72,479.79	25,273.32	7,380.24
Total Fund 416	TEACHER DEVELOPMENT	0.00	0.00	0.00	0.00	0.00
Total Fund 432	MANAGEMENT INFORMATION SYSTEM	0.00	0.00	0.00	0.00	0.00
Total Fund 450	SCHOOLNET EQUIP/INFRASTRUCTURE	0.00	0.00	0.00	0.00	0.00
Total Fund 451	DATA COMMUNICATION FUND	0.00	0.00	0.00	0.00	0.00
Total Fund 452	SCHOOLNET PROFESS. DEVELOPMENT	0.00	0.00	0.00	0.00	0.00
Total Fund 454	* Invalid fund per the blue book	0.00	0.00	0.00	0.00	0.00
Total Fund 458	* Invalid fund per the blue book	0.00	0.00	0.00	0.00	0.00
Total Fund 459	OHIO READS	0.00	0.00	0.00	0.00	0.00
Total Fund 460	SUMMER INTERVENTION	0.00	0.00	0.00	0.00	0.00
Total Fund 499	MISCELLANEOUS STATE GRANT FUND	0.00	0.00	0.00	0.00	0.00
Total Fund 504	* Invalid fund per the blue book	0.00	0.00	0.00	0.00	0.00
Total Fund 506	RACE TO THE TOP	0.00	0.00	0.00	0.00	147.50
Total Fund 516	IDEA PART B GRANTS	0.00	0.00	0.00	0.00	0.00
Total Fund 532	* Invalid fund per the blue book	0.00	0.00	0.00	0.00	0.00
Total Fund 533	TITLE II D - TECHNOLOGY	0.00	0.00	0.00	0.00	0.00
Total Fund 572	TITLE I DISADVANTAGED CHILDREN	148.94	133,623.92	133,623.92	148.94	336.90
Total Fund 573	TITLE V INNOVATIVE EDUC PGM	0.00	0.00	0.00	0.00	0.00
Total Fund 584	DRUG FREE SCHOOL GRANT FUND	0.00	0.00	0.00	0.00	0.00
Total Fund 587	IDEA PRESCHOOL-HANDICAPPED	0.00	776.71	0.00	776.71	0.00
Total Fund 590	IMPROVING TEACHER QUALITY	0.00	18,120.09	18,120.09	0.00	0.00
Total Fund 599	MISCELLANEOUS FED. GRANT FUND	15,524.23	36,280.98	47,505.61	4,299.60	19,516.08

Grand Totals: 7,300,069.27 7,881,484.28 3,453,772.05 11,727,781.50 1,712,889.61

DATE: 09/05/18

TIME: 05:37

BALANCE CHECK REPORT

BRADFORD EXEMPTED VILLAGE SD

PAGE 1

(BALCHK)

ALL FUNDS

MONTH TO DATE EXPENDITURES

CASH ACCOUNTS
683,315.58

BUDGET ACCOUNTS
683,315.58

APPROP ACCOUNTS
683,315.58

YEAR TO DATE EXPENDITURES

CASH ACCOUNTS
5,305,311.13

BUDGET ACCOUNTS
5,305,311.13

APPROP ACCOUNTS
5,305,311.13

FISCAL YR TO DATE EXPENDITURES

CASH ACCOUNTS
1,220,532.85

BUDGET ACCOUNTS
1,220,532.85

APPROP ACCOUNTS
1,220,532.85

PROJECT YR TO DATE EXPENDITURES

CASH ACCOUNTS
355,358.32

BUDGET ACCOUNTS
355,358.32

APPROP ACCOUNTS
355,358.32

MONTH TO DATE REVENUE

CASH ACCOUNTS
815,502.40

REVENUE ACCOUNTS
815,502.40

YEAR TO DATE REVENUE

CASH ACCOUNTS
6,157,787.18

REVENUE ACCOUNTS
6,157,787.18

FISCAL YR TO DATE REVENUE

CASH ACCOUNTS
1,767,889.61

REVENUE ACCOUNTS
1,767,889.61

PROJECT YR TO DATE REVENUE

CASH ACCOUNTS
353,919.42

REVENUE ACCOUNTS
353,919.42

DATE: 09/05/18
TIME: 05:37

BALANCE CHECK REPORT
BRADFORD EXEMPTED VILLAGE SD

PAGE 2
(BALCHK)

ALL FUNDS

CURRENT ENCUMBRANCES

OPEN P. O. FILE
1,285,371.38

BUDGET ACCOUNTS
1,285,371.38

APPROP ACCOUNTS
1,285,371.38

MONTH TO DATE TRANSFERS

APPROP ACCOUNTS
55,000.00

BUDGET ACCOUNTS
55,000.00

REVENUE ACCOUNTS
55,000.00

YEAR TO DATE TRANSFERS

APPROP ACCOUNTS
362,931.50

BUDGET ACCOUNTS
362,931.50

REVENUE ACCOUNTS
362,931.50

FISCAL YTD TRANSFERS

APPROP ACCOUNTS
55,000.00

BUDGET ACCOUNTS
55,000.00

REVENUE ACCOUNTS
55,000.00

Date: 09/05/18
 Time: 5:39 am

BRADFORD EXEMPTED VILLAGE SD
 Fiscal Year-to-Date Transfer and Advance Summary by Fund/SCC

Page: 1
 (TRANADV)

Fund Description	Transfers-In (Receipt Code 51xx)	Transfers-Out (Function Code 72xx)	Variance (Transfers-In less Transfers-Out)	Advances-In (Receipt Code 52xx)	Advances-Out (Function Code 74xx)	Variance (Advances-In less Advances-Out)
Fund Number GENERAL FUND 001 0000					\$ 55,000.00	\$ 55,000.00-
ATHLETIC DIRECTOR 300 9500				\$ 40,000.00		\$ 40,000.00
TITLE ONE 2018-2019 SCHOOL YEA 572 9819				\$ 15,000.00		\$ 15,000.00
Grand Total:				\$ 55,000.00	\$ 55,000.00	\$ 55,000.00

Date: 9/05/18

NEGATIVE BUDGET REPORT
Processing Month: August 2018
BRADFORD EXEMPTED VILLAGE SD

Page: 1
(NEGBUD)

Obj	Sec	Subject	Op	Il	Job	Account Description	FYTD Budget	MTD Expended	FYTD Expended	Current Encumbered	Unencumbered Balance
Fund: 001	001	Func: 7410									
921	0000	000000	00	00	000	ADVANCES OUT	46,089.00	55,000.00	55,000.00	.00	8,911.00-
	** Fund 001	Sec 0000	Totals				46,089.00	55,000.00	55,000.00	.00	8,911.00-
Grand Total All Funds							46,089.00	55,000.00	55,000.00	.00	8,911.00-

